

FILED

NOV 02 2015

State Auditor & Inspector

COUNTY
2015-2016
ESTIMATE OF NEEDS
AND FINANCIAL STATEMENT OF THE
FISCAL YEAR 2014-2015

BOARD OF COUNTY COMMISSIONERS OF
THE COUNTY OF CRAIG
STATE OF OKLAHOMA


Two copies of this Financial Statement and Estimate of Needs should be filed with the County Clerk not later than August 17 for all Counties. After approval by the Excise Board and the levies are made, both statements should be signed by the appropriate Board Members. One complete signed copy must be sent to the State Auditor and Inspector, Suite 106, 4200 N. Lincoln Blvd., Oklahoma City, OK 73105-3453. If publication may not be had by date required for filing, affidavit and proof of publication are required to be attached within five days after date of filing.

THE 2015-2016 ESTIMATE OF NEEDS AND FINANCIAL
STATEMENT OF THE FISCAL YEAR 2014-2015

PREPARED BY Turner & Associates, PLC
SUBMITTED TO THE CRAIG COUNTY
EXCISE BOARD THIS 8 DAY OF September 2015

BOARD OF COUNTY COMMISSIONERS

Chairman _____	County Clerk <u>Jenny Malone</u>
Commissioner <u>Doug Larson</u>	Commissioner <u>Kevin Walker</u>
(Budget Board:)	
Treasurer _____	Assessor _____
Court Clerk _____	



CRAIG COUNTY
2015-2016
ESTIMATE OF NEEDS
AND FINANCIAL STATEMENT OF THE
FISCAL YEAR 2014-2015

INDEX

Letters and Certifications:	Page
Letter To Excise Board	1
Affidavit of Publication	2
Accountant's Letter	3
Certificate of Excise Board	Exhibit "Y" - Page 1
 Exhibits:	
Exhibit "A" General Fund	Filed
Exhibit "B" Building Fund	Yes
Exhibit "C" Co-op Fund	No
Exhibit "D" Highway Fund	No
Exhibit "E" Health Fund	Yes
Exhibit "F" Emergency Medical Service Fund	No
Exhibit "G" Sinking Fund	Yes
Exhibit "H" Industrial Development Bond Fund	No
Exhibit "I" Special Revenue Funds	Yes
Exhibit "J" Capital Project Funds	No
Exhibit "K" Enterprise Funds	No
Exhibit "L" Internal Service Funds	No
Exhibit "Y" Certificate of Excise Board Estimate of Needs	Yes
Exhibit "Z" Publication Sheet	Yes

CRAIG COUNTY
2015-2016
ESTIMATE OF NEEDS
AND FINANCIAL STATEMENT OF THE
FISCAL YEAR 2014-2015

CRAIG COUNTY, STATE OF OKLAHOMA
STATE OF OKLAHOMA, COUNTY OF CRAIG, ss:

To the County Excise Board of said County and State, Greeting:-

Pursuant to the requirements of 68 O.S. 1991 Section 3002, we submit herewith for your consideration, the within statement of the fiscal condition of the County of Craig, State of Oklahoma, for the fiscal year beginning July 1, 2014 and ending June 30, 2015, together with an itemized statement of the estimated needs thereof for the fiscal year beginning July 1, 2015 and ending June 30, 2016. The same have been prepared in conformity to Statute, in relation to which be it further noted that:

1. We, the members of the Board of County Commissioners of said County and State, do hereby certify that the statements herein submitted show the true and correct conditions of the fiscal affairs of said County for the fiscal year ending June 30, 2015, that said statements comprise a "full and accurate statement of the assessments, receipts and expenditures of the preceding year, made out in detail under separate heads" as required by 19 O.S. 1991 Section 345; that said preparation was had at an official session of said Board, begun on the first Monday in July, 2015 pursuant to the provisions of 68 O.S. 1991 Section 3002.

2. And we further certify that the estimates of the several amounts necessary for current expenses for the fiscal year beginning July 1, 2015 and ending June 30, 2016 as shown under "Schedule 8" were prepared and filed with the Board of County Commissioners as of the first Monday in July 2015, that the same have been correctly entered, and that all estimates made are entered as certified by Department Heads for the respective purposes herein set out. We further certify that the sums requested for salaries of county officers and the deputies are calculated and based upon authority of salary statutes currently effective and applicable in this county.

3. We further certify that the estimated income from sources other than ad valorem tax, shown on "Schedule 4", may reasonably be expected to be collected as a revenue during the ensuing fiscal year, and is not in excess of the 90% of the amounts collected for the same sources during the fiscal year ending June 30, 2015.

Dated at the office of the County Clerk, at Vinita, Oklahoma, this 8 day of September, 2015.

Chairman

Commissioner
(Budget Board:)

Treasurer

Court Clerk

County Clerk

Commissioner

Assessor



Filed this 8 day of September, 2015 Secretary and Clerk of Excise Board, Craig County, Oklahoma.

Independent Accountant's Compilation Report

Honorable Board of County Commissioners
Craig County, Oklahoma

We have compiled the 2014-2015 financial statements as of and for the fiscal year ended June 30, 2015 and the 2015-2016 Estimate of Needs (SA&I Form 2631R97) and Publication Sheet (SA&I Form 2631R97, Exhibit "Z") for Craig County, included in the accompanying prescribed forms. We have not audited or reviewed the financial statements, estimate of needs and publication sheet forms referred to above and, accordingly do not express an opinion or provide any assurance about whether the financial statements, estimate of needs and publication sheet forms are in accordance with the basis of accounting prescribed by the Office of the Oklahoma State Auditor and Inspector per 68 OS § 3003.B as promulgated by 68 OS § 3009-3011.

Management is responsible for the preparation and fair presentation of the financial statements, estimate of needs and publication sheet in accordance with the requirements prescribed by the Office of the Oklahoma State Auditor and Inspector, per 68 OS § 3003.B as promulgated by 68 § 3009-3011 and for designing, implementing, and maintaining internal control relevant to the preparation and fair presentation of the financial statements, estimate of needs and publication sheet.

Our responsibility is to conduct the compilation in accordance with Statements on Standards for Accounting and Review Services issued by the American Institute of Certified Public Accountants. The objective of a compilation is to assist management in presenting financial information in the form of financial statements without undertaking to obtain or provide any assurance that there are no material modifications that should be made to the financial statements.

The financial statements, estimate of needs and publication sheet included in the accompanying prescribed forms are presented in accordance with the requirements of the Office of the Oklahoma State Auditor and Inspector per 68 OS § 3003.B as promulgated by OS 68 § 3009-3011 and are not intended to be a complete presentation of the assets and liabilities of Craig County.

This report is intended solely for the information and use of management of Craig County, Oklahoma, Craig County Excise Board, and for filing with the State Auditor and Inspector and is not intended to be and should not be used by anyone other than these specified parties.

Turner & Associates, PLC

TURNER & Associates, PLC

#####

Proof of Publication

State of Oklahoma }
Craig County }
In the _____ Court of Craig County, State of Oklahoma

SS.

Case No. _____

Affidavit of Publication

Phillip R. Reid, of lawful age, being duly sworn, upon oath deposes and says that he is the publisher of the Vinita Daily Journal, a daily newspaper printed in Vinita, Craig County, Oklahoma, and of a bona-fide paid general circulation therein, printed in the English language, and that the notice of publication, a copy of which is hereto attached, was published in said newspaper for one consecutive time the first publication being on the 19 day of Sept, 2015, the last day of publication on the _____ day of _____, 20____, and that said newspaper has been continuously and uninterruptedly published in said county during the period of One Hundred and Four (104) weeks consecutively, prior to the first publication of said notice or advertisement, as required by the House Bill 99, (an Act amending Section 54, Oklahoma Statutes 1931), passed by the Fifteenth Legislature and effective July 23, 1935, and thereafter.

The advertisement above referred to, a true and printed copy of which is hereto attached, was published in said newspaper on the following date to wit:

- 1st Insertion 9/19, 2015
2nd Insertion _____, 20____
3rd Insertion _____, 20____
4th Insertion _____, 20____
5th Insertion _____, 20____

Said notice was published in the regular edition of said newspaper and not in a supplement thereof. Affiant further states that said newspaper meets all the requirements of the laws of the State of Oklahoma with reference to legal publications.

Signature of Phillip R. Reid

Publisher

Publishing Fee \$ 592.20

Subscribed and sworn to before me this 19 day of September, A.D., 2015

Signature of Marie Wasson

Notary Public

My Commission Expires 3/24/19

Signature of Marie Wasson

NOTARY SEAL
MARIE WASSON
Notary Public
State of Oklahoma
Commission # 11002800 Expires 03/24/19

PUBLIC NOTICE
(Published in the Vinita Daily Journal September 19, 2015)

Table with multiple columns: GENERAL FUND, BUILDING FUND, CO-OP FUND, HEALTH FUND. Includes financial statements for the fiscal year ending June 30, 2015, and estimates of needs for 2016.

CERTIFICATE - GOVERNING BOARD
STATE OF OKLAHOMA, COUNTY OF CRAIG: We, the undersigned duly elected, qualified Governing Officers of Craig County, Oklahoma, do hereby certify that at a meeting of the Governing Body of the said County, begun at the time provided by law for the election and pursuant to the provisions of 68 O.S. 1901 Section 2002, the foregoing statement was presented and in a true and correct condition of the Financial Affairs of said County as reflected by the record of the County Clerk and Treasurer. We further certify that the foregoing contains the correct statement for the fiscal year beginning July 1, 2015, and ending June 30, 2016, as shown on the foregoing summary. We the proper officers of the affairs of the said County, that 50% Estimated Income to be derived from various other than ad valorem taxation does not exceed the lawfully authorized extent of the revenue derived from the same sources during the preceding fiscal year.

Table with columns: DEPARTMENTS OF GOVERNMENT, APPROPRIATED ACCOUNTS, FISCAL YEAR 2015-2016, NEEDS AS REQUESTED BY GOVERNING BOARD, APPROVED BY COUNTY BOARD. Lists various departments like Public Safety, Health, Education, etc.

AFFIDAVIT OF PUBLICATION

STATE OF OKLAHOMA, COUNTY OF CRAIG

Personally appeared before me, the undersigned Notary Public, Tammy Malone County Clerk of the County and State aforesaid, who being first duly sworn according to law, deposes and says: That he/she complied with the law by having the financial statement for the fiscal year ending June 30, 2015, and the estimated needs and the estimated income from sources other than ad valorem taxes, for the fiscal year beginning July 1, 2015 and ending June 30, 2016 published in one issue of the Vinita Daily Journal a legally-qualified newspaper published - of general circulation, in said county (strike inapplicable phrase) a copy of which together with proof of publication is herewith attached marked Exhibit "Z" and made a part of hereof.

Tammy Malone
County Clerk

Subscribed and sworn to before me this 8 day of September, 2015.

Lisa Winfrey
Notary Public 4/16/16
My Commission Expires



GENERAL FUND ACCOUNTS COVERING THE PERIOD JULY 1, 2014, to JUNE 30, 2015
ESTIMATE OF NEEDS FOR 2015-2016

EXHIBIT "A"

PAGE 1

Schedule 1, Current Balance Sheet - June 30, 2015		Amount
ASSETS:		
Cash Balance June 30, 2015		\$ 1,409,334.26
Investments		\$ -
TOTAL ASSETS		\$ 1,409,334.26
LIABILITIES AND RESERVES:		
Warrants Outstanding		\$ 86,500.51
Reserve for Interest on Warrants		\$ -
Reserves From Schedule 8		\$ 57,168.29
TOTAL LIABILITIES AND RESERVES		\$ 143,668.80
CASH FUND BALANCE JUNE 30, 2015		\$ 1,265,665.46
TOTAL LIABILITIES, RESERVES AND CASH FUND BALANCE		\$ 1,409,334.26

Schedule 2, Revenue and Requirements - 2015-2016		
	Detail	Total
REVENUE:		
Cash Balance June 30, 2014	\$ 731,343.28	
Cash Fund Balance Transferred From Prior Years	\$ 1,569.71	
Current Ad Valorem Tax Apportioned	\$ 799,378.34	
Miscellaneous Revenue Apportioned	\$ 2,528,481.26	
TOTAL REVENUE		\$ 4,060,772.59
REQUIREMENTS:		
Claims Paid by Warrants Issued	\$ 2,737,938.84	
Reserves From Schedule 8	\$ 57,168.29	
Interest Paid on Warrants	\$ -	
Reserve for Interest on Warrants	\$ -	
TOTAL REQUIREMENTS		\$ 2,795,107.13
ADD: CASH FUND BALANCE AS PER BALANCE SHEET 6-30-2015		\$ 1,265,665.46
TOTAL REQUIREMENTS AND CASH FUND BALANCE		\$ 4,060,772.59

Schedule 3, Cash Fund Balance Analysis - June 30, 2015		Amount
ADDITIONS:		
Miscellaneous Revenue Collected in Excess of Estimates-Net		\$ 865,357.46
Warrants Estopped, Cancelled or Converted		\$ -
Fiscal Year 2014-2015 Lapsed Appropriations		\$ 891,870.86
Fiscal Year 2013-2014 Lapsed Appropriations		\$ 1,569.71
Ad Valorem Tax Collections in Excess of Estimate		\$ 35,629.66
Prior Years Ad Valorem Tax		\$ -
TOTAL ADDITIONS		\$ 1,794,427.69
DEDUCTIONS:		
Supplemental Appropriations		\$ 528,512.23
Current Tax in Process of Collection		\$ -
TOTAL DEDUCTIONS		\$ 528,512.23
Cash Fund Balance as per Balance Sheet 6-30-2015		\$ 1,265,665.46
Composition of Cash Fund Balance:		
Cash		\$ 1,265,665.46
Cash Fund Balance as per Balance Sheet 6-30-2015		\$ 1,265,665.46

GENERAL FUND ACCOUNTS COVERING THE PERIOD JULY 1, 2014, to JUNE 30, 2015
ESTIMATE OF NEEDS FOR 2015-2016

EXHIBIT "A"

2a

Schedule 4, Miscellaneous Revenue		
SOURCE	2014-2015 ACCOUNT	
	AMOUNT ESTIMATED	ACTUALLY COLLECTED
1000 CHARGES FOR SERVICES		
1111 County Clerk Fees	\$ 42,119.14	\$ 53,301.47
1112 Sheriff Fees	\$ -	\$ -
1113 County Treasurer Fees	\$ 603.00	\$ 580.00
1114 Court Clerk Costs and Fees	\$ 10,000.00	\$ 11,000.00
1115 District Attorney Fees	\$ -	\$ -
1116 County Engineer Fees (Ref. Planning Commission)	\$ -	\$ -
1117 County Health Fees	\$ -	\$ -
1118 Prior Year Ad Valorem Taxes	\$ 38,819.60	\$ 21,088.73
1119 Other-Election Board Receipts	\$ -	\$ -
1120 Other-	\$ -	\$ -
Total Charges For Services	\$ 91,541.74	\$ 85,970.20
INTERGOVERNMENTAL REVENUES		
2000 INTERGOVERNMENTAL REVENUES - LOCAL SOURCES:		
2111 Court Fund Fees	\$ -	\$ -
2112 Housing Authority Payments in Lieu of Tax Revenue	\$ 280.91	\$ 328.71
2113 Revaluation of Real Property Reimbursements	\$ 158,859.76	\$ 168,697.53
2114 Visual Inspection	\$ -	\$ -
2115 M & M Lien Fees	\$ -	\$ -
2116 Assignment Fees	\$ -	\$ -
2117 School Deputy Reimbursement	\$ -	\$ -
2118 O.S.U Extension Reimbursement	\$ -	\$ -
2119 County Library Fines	\$ -	\$ -
2120 Public Health Contributions	\$ -	\$ -
2121 Highway Budget Account Miscellaneous	\$ -	\$ -
2122 Other - Occupational License	\$ 810.00	\$ 900.00
2123 Other -	\$ -	\$ -
2124 Other -	\$ -	\$ -
Total - Local Sources	\$ 159,950.67	\$ 169,926.24
3000 INTERGOVERNMENTAL REVENUES - STATE SOURCES:		
3111 County Sales Tax - OTC	\$ 170,283.11	\$ 207,094.16
3112 Motor Vehicle Collections for Counties - OTC Code 0815	\$ 54,728.55	\$ 54,728.56
3113 Boat & Motor License - OTC Code 6415	\$ -	\$ -
3114 Vehicle Registration (Title Fees) - OTC Code 6815	\$ -	\$ -
3115 Aircraft License and Registration - OTC Code 6615	\$ -	\$ -
3116 Motor Vehicle Stamps - OTC	\$ 5,007.11	\$ 5,544.60
3117 Other - OTC - Sales Tax - Ambulance	\$ 141,902.59	\$ 172,578.47
3118 Other - OTC - Sales Tax - Sheriff	\$ 113,522.07	\$ 138,062.77
3119 Other - OTC - Sales Tax - Highway	\$ 709,512.92	\$ 862,892.34
Sub-Total - OTC	\$ 1,194,956.35	\$ 1,440,900.90
3211 Fish and Game Fines	\$ 1,086.63	\$ 1,137.50
3212 State Election Reimbursement	\$ 28,051.32	\$ 33,421.30
3213 State Payments in Lieu of Tax Revenue	\$ -	\$ -
3214 Homestead Exemption Reimbursement	\$ 11.78	\$ 12.82
3215 Additional Homestead Exemption Reimbursement	\$ -	\$ -
3216 Transportation of Juveniles	\$ -	\$ -
3217 5 Year Exempt Manufact.	\$ -	\$ 4,322.25
3218 Farm Implement Tax Stamps	\$ -	\$ -
3219 State Grants	\$ -	\$ -

Continued on page 2b

See Accountant's Report

Monday, September 07, 2015

GENERAL FUND ACCOUNTS COVERING THE PERIOD JULY 1, 2014, to JUNE 30, 2015
ESTIMATE OF NEEDS FOR 2015-2016

2014-2015 ACCOUNT OVER (UNDER)	BASIS AND LIMIT OF ENSUING ESTIMATE	2015-2016 ACCOUNT		
		CHARGEABLE INCOME	ESTIMATED BY GOVERNING BOARD	APPROVED BY EXCISE BOARD
\$ 11,182.33	90.00%	\$ -	\$ 47,971.32	\$ 47,971.32
\$ -	90.00%	\$ -	\$ -	\$ -
\$ (23.00)	90.00%	\$ -	\$ 522.00	\$ 522.00
\$ 1,000.00	90.91%	\$ -	\$ 10,000.00	\$ 10,000.00
\$ -	90.00%	\$ -	\$ -	\$ -
\$ -	90.00%	\$ -	\$ -	\$ -
\$ -	90.00%	\$ -	\$ -	\$ -
\$ (17,730.87)	193.21%	\$ -	\$ 40,745.21	\$ 40,745.21
\$ -	90.00%	\$ -	\$ -	\$ -
\$ -	90.00%	\$ -	\$ -	\$ -
\$ (5,571.54)		\$ -	\$ 99,238.53	\$ 99,238.53
\$ -	90.00%	\$ -	\$ -	\$ -
\$ 47.80	90.00%	\$ -	\$ 295.84	\$ 295.84
\$ 9,837.77	105.83%	\$ -	\$ 178,536.23	\$ 178,536.23
\$ -	90.00%	\$ -	\$ -	\$ -
\$ -	90.00%	\$ -	\$ -	\$ -
\$ -	90.00%	\$ -	\$ -	\$ -
\$ -	90.00%	\$ -	\$ -	\$ -
\$ -	90.00%	\$ -	\$ -	\$ -
\$ -	90.00%	\$ -	\$ -	\$ -
\$ -	90.00%	\$ -	\$ -	\$ -
\$ 90.00	90.00%	\$ -	\$ 810.00	\$ 810.00
\$ -	90.00%	\$ -	\$ -	\$ -
\$ -	90.00%	\$ -	\$ -	\$ -
\$ 9,975.57		\$ -	\$ 179,642.07	\$ 179,642.07
\$ 36,811.05	90.00%	\$ -	\$ 186,384.74	\$ 186,384.74
\$ 0.01	100.00%	\$ -	\$ 54,728.56	\$ 54,728.56
\$ -	90.00%	\$ -	\$ -	\$ -
\$ -	90.00%	\$ -	\$ -	\$ -
\$ 537.49	90.00%	\$ -	\$ 4,990.14	\$ 4,990.14
\$ 30,675.88	90.00%	\$ -	\$ 155,320.62	\$ 155,320.62
\$ 24,540.70	90.00%	\$ -	\$ 124,256.49	\$ 124,256.49
\$ 153,379.42	90.00%	\$ -	\$ 776,603.11	\$ 776,603.11
\$ 245,944.55		\$ -	\$ 1,302,283.67	\$ 1,302,283.67
\$ 50.87	90.00%	\$ -	\$ 1,023.75	\$ 1,023.75
\$ 5,369.98	100.00%	\$ -	\$ 33,421.30	\$ 33,421.30
\$ -	90.00%	\$ -	\$ -	\$ -
\$ 1.04	90.00%	\$ -	\$ 11.54	\$ 11.54
\$ -	90.00%	\$ -	\$ -	\$ -
\$ -	90.00%	\$ -	\$ -	\$ -
\$ 4,322.25	0.00%	\$ -	\$ -	\$ -
\$ -	90.00%	\$ -	\$ -	\$ -
\$ -	90.00%	\$ -	\$ -	\$ -

GENERAL FUND ACCOUNTS COVERING THE PERIOD JULY 1, 2014, to JUNE 30, 2015
ESTIMATE OF NEEDS FOR 2015-2016

EXHIBIT "A"

2b

Schedule 4, Miscellaneous Revenue		
SOURCE	2014-2015 ACCOUNT	
	AMOUNT	ACTUALLY
	ESTIMATED	COLLECTED
Continued from page 2a		
3220 District Attorney Reimbursement - State	\$ -	\$ -
3221 Civil Defense Reimbursement	\$ -	\$ -
3222 Emergency Management Reimbursement	\$ -	\$ -
3223 Food Stamp Reimbursement	\$ -	\$ -
3224 Tick Eradication Reimbursement	\$ -	\$ -
3225 Welfare Agencies Miscellaneous	\$ -	\$ -
3226 Use Tax	\$ 123,004.16	\$ 198,266.23
3227 Other -	\$ -	\$ -
3228 Tobacco Tax	\$ 27,106.99	\$ 32,101.15
Total State Sources	\$ 1,374,217.23	\$ 1,710,162.15
4000 INTERGOVERNMENTAL REVENUES - FEDERAL SOURCES:		
4111 Flood Control	\$ -	\$ -
4112 Federal Grants	\$ -	\$ -
4113 Federal Payments in Lieu of Tax Revenues	\$ -	\$ -
4114 Bureau of Land Management	\$ -	\$ -
4115 District Attorney Reimbursement - Federal	\$ -	\$ -
4116 J.T.P.A. Salary Reimbursement	\$ -	\$ -
4117 Other - FEMA	\$ -	\$ -
4118 Other -	\$ -	\$ -
4119 Other -	\$ -	\$ -
Total Federal Sources	\$ -	\$ -
Grand Total Intergovernmental Revenues	\$ 1,534,167.90	\$ 1,880,088.39
5000 MISCELLANEOUS REVENUE:		
5111 Interest on Investments	\$ 37,414.16	\$ 42,011.19
5112 Rental or Lease of County Property	\$ -	\$ -
5113 Sale of County Property	\$ -	\$ -
5114 Sinking Fund Transfer	\$ -	\$ -
5115 Individual Redemption	\$ -	\$ 20.00
5116 Insurance Recoveries	\$ -	\$ -
5117 Insurance Reimbursements	\$ -	\$ -
5118 Public Finance Authority Reimbursement	\$ -	\$ -
5119 Restitution	\$ -	\$ -
5120 Copies	\$ -	\$ -
5121 Special Assessment	\$ -	\$ 75.00
5122 Mowing & Trash Reimbursement	\$ -	\$ -
5123 Refunds and Reimbursements	\$ -	\$ 24,922.12
5124 Resale Property Fund Distribution	\$ -	\$ -
5125 2014 Late/No File Admin Penalty	\$ -	\$ 161.50
5126 Vending Machine Commissions	\$ -	\$ -
5127 Misc. Receipts	\$ -	\$ 100.00
5128 Refund to ST-1-3	\$ -	\$ 158,022.29
5129 Refund to ST-4	\$ -	\$ 184,320.00
5130 Refund to ST-1-1	\$ -	\$ 90,057.00
5131 Refund to ST-1-2	\$ -	\$ 62,733.57
Total Miscellaneous Revenue	\$ 37,414.16	\$ 562,422.67
6000 NON-REVENUE RECEIPTS:		
6111 Contributions from Other Funds	\$ -	\$ -
Grand Total General Fund	\$ 1,663,123.80	\$ 2,528,481.26

GENERAL FUND ACCOUNTS COVERING THE PERIOD JULY 1, 2014, to JUNE 30, 2015
ESTIMATE OF NEEDS FOR 2015-2016

2014-2015 ACCOUNT OVER (UNDER)	BASIS AND LIMIT OF ENSUING ESTIMATE	2015-2016 ACCOUNT		
		CHARGEABLE INCOME	ESTIMATED BY GOVERNING BOARD	APPROVED BY EXCISE BOARD
\$ -	90.00%	\$ -	\$ -	\$ -
\$ -	90.00%	\$ -	\$ -	\$ -
\$ -	90.00%	\$ -	\$ -	\$ -
\$ -	90.00%	\$ -	\$ -	\$ -
\$ -	90.00%	\$ -	\$ -	\$ -
\$ -	90.00%	\$ -	\$ -	\$ -
\$ 75,262.07	90.00%	\$ -	\$ 178,439.61	\$ 178,439.61
\$ -	90.00%	\$ -	\$ -	\$ -
\$ 4,994.16	90.00%	\$ -	\$ 28,891.04	\$ 28,891.04
\$ 335,944.92		\$ -	\$ 1,544,070.90	\$ 1,544,070.90
\$ -	90.00%	\$ -	\$ -	\$ -
\$ -	90.00%	\$ -	\$ -	\$ -
\$ -	90.00%	\$ -	\$ -	\$ -
\$ -	90.00%	\$ -	\$ -	\$ -
\$ -	90.00%	\$ -	\$ -	\$ -
\$ -	90.00%	\$ -	\$ -	\$ -
\$ -	90.00%	\$ -	\$ -	\$ -
\$ -	90.00%	\$ -	\$ -	\$ -
\$ -	90.00%	\$ -	\$ -	\$ -
\$ -	90.00%	\$ -	\$ -	\$ -
\$ 345,920.49		\$ -	\$ 1,723,712.97	\$ 1,723,712.97
\$ 4,597.03	90.00%	\$ -	\$ 37,810.07	\$ 37,810.07
\$ -	90.00%	\$ -	\$ -	\$ -
\$ -	90.00%	\$ -	\$ -	\$ -
\$ -	90.00%	\$ -	\$ -	\$ -
\$ 20.00	0.00%	\$ -	\$ -	\$ -
\$ -	90.00%	\$ -	\$ -	\$ -
\$ -	90.00%	\$ -	\$ -	\$ -
\$ -	90.00%	\$ -	\$ -	\$ -
\$ -	90.00%	\$ -	\$ -	\$ -
\$ -	90.00%	\$ -	\$ -	\$ -
\$ 75.00	0.00%	\$ -	\$ -	\$ -
\$ -	90.00%	\$ -	\$ -	\$ -
\$ 24,922.12	0.00%	\$ -	\$ -	\$ -
\$ -	90.00%	\$ -	\$ -	\$ -
\$ 161.50	0.00%	\$ -	\$ -	\$ -
\$ -	90.00%	\$ -	\$ -	\$ -
\$ 100.00	0.00%	\$ -	\$ -	\$ -
\$ 158,022.29	0.00%	\$ -	\$ -	\$ -
\$ 184,320.00	0.00%	\$ -	\$ -	\$ -
\$ 90,057.00	0.00%	\$ -	\$ -	\$ -
\$ 62,733.57	0.00%	\$ -	\$ -	\$ -
\$ 525,008.51		\$ -	\$ 37,810.07	\$ 37,810.07
\$ -	90.00%	\$ -	\$ -	\$ -
\$ 865,357.46		\$ -	\$ 1,860,761.57	\$ 1,860,761.57

GENERAL FUND ACCOUNTS COVERING THE PERIOD JULY 1, 2014, to JUNE 30, 2015
ESTIMATE OF NEEDS FOR 2015-2016

EXHIBIT "A"

Schedule 5, Expenditures General Fund Cash Accounts of Current and All Prior Years	
CURRENT AND ALL PRIOR YEARS	2014-2015
Cash Balance Reported to Excise Board 6-30-2014	\$ -
Cash Fund Balance Transferred Out	\$ -
Cash Fund Balance Transferred In	\$ 731,343.28
Adjusted Cash Balance	\$ 731,343.28
Ad Valorem Tax Apportioned To Year In Caption	\$ 799,378.34
Miscellaneous Revenue (Schedule 4)	\$ 2,528,481.26
Cash Fund Balance Forward From Preceding Year	\$ 1,569.71
Prior Expenditures Recovered	\$ -
TOTAL RECEIPTS	\$ 3,329,429.31
TOTAL RECEIPTS AND BALANCE	\$ 4,060,772.59
Warrants of Year in Caption	\$ 2,651,438.33
Interest Paid Thereon	\$ -
TOTAL DISBURSEMENTS	\$ 2,651,438.33
CASH BALANCE JUNE 30, 2015	\$ 1,409,334.26
Reserve for Warrants Outstanding	\$ 86,500.51
Reserve for Interest on Warrants	\$ -
Reserves From Schedule 8	\$ 57,168.29
TOTAL LIABILITIES AND RESERVES	\$ 143,668.80
DEFICIT: (Red Figure)	\$ -
CASH BALANCE FORWARD TO SUCCEEDING YEAR	\$ 1,265,665.46

Schedule 6, General Fund Warrant Account of Current and All Prior Years	
CURRENT AND ALL PRIOR YEARS	TOTAL
Warrants Outstanding 6-30-2014 of Year in Caption	\$ 116,051.04
Warrants Registered During Year	\$ 2,835,314.45
TOTAL	\$ 2,951,365.49
Warrants Paid During Year	\$ 2,864,864.98
Warrants Converted to Bonds or Judgements	\$ -
Warrants Cancelled	\$ -
Warrants Estopped by Statute	\$ -
TOTAL WARRANTS RETIRED	\$ 2,864,864.98
BALANCE WARRANTS OUTSTANDING JUNE 30, 2015	\$ 86,500.51

Schedule 7, 2014 Ad Valorem Tax Account			
2014 Net Valuation Certified To County Excise Board	81,014,807.00	10.370 Mills	Amount
Total Proceeds of Levy as Certified			\$ 840,123.55
Additions:			\$ -
Deductions:			\$ -
Gross Balance Tax			\$ 840,123.55
Less Reserve for Delinquent Tax			\$ 76,374.87
Reserve for Protest Pending			\$ -
Balance Available Tax			\$ 763,748.68
Deduct 2014 Tax Apportioned			\$ 799,378.34
Net Balance 2014 Tax in Process of Collection or Excess Collections			\$ 35,629.66

GENERAL FUND ACCOUNTS COVERING THE PERIOD JULY 1, 2014, to JUNE 30, 2015
ESTIMATE OF NEEDS FOR 2015-2016

Schedule 5, (Continued)						
2013-2014	2012-2013	2011-2012	2010-2011	2009-2010	2008-2009	TOTAL
\$ 946,339.64	\$ -	\$ -	\$ -	\$ -	\$ -	\$ 946,339.64
\$ 731,343.28	\$ -	\$ -	\$ -	\$ -	\$ -	\$ 731,343.28
\$ -	\$ -	\$ -	\$ -	\$ -	\$ -	\$ 731,343.28
\$ 214,996.36	\$ -	\$ -	\$ -	\$ -	\$ -	\$ 946,339.64
\$ -	\$ -	\$ -	\$ -	\$ -	\$ -	\$ 799,378.34
\$ -	\$ -	\$ -	\$ -	\$ -	\$ -	\$ 2,528,481.26
\$ -	\$ -	\$ -	\$ -	\$ -	\$ -	\$ 1,569.71
\$ -	\$ -	\$ -	\$ -	\$ -	\$ -	\$ -
\$ -	\$ -	\$ -	\$ -	\$ -	\$ -	\$ 3,329,429.31
\$ 214,996.36	\$ -	\$ -	\$ -	\$ -	\$ -	\$ 4,275,768.95
\$ 213,426.65	\$ -	\$ -	\$ -	\$ -	\$ -	\$ 2,864,864.98
\$ -	\$ -	\$ -	\$ -	\$ -	\$ -	\$ -
\$ 213,426.65	\$ -	\$ -	\$ -	\$ -	\$ -	\$ 2,864,864.98
\$ 1,569.71	\$ -	\$ -	\$ -	\$ -	\$ -	\$ 1,410,903.97
\$ -	\$ -	\$ -	\$ -	\$ -	\$ -	\$ 86,500.51
\$ -	\$ -	\$ -	\$ -	\$ -	\$ -	\$ -
\$ -	\$ -	\$ -	\$ -	\$ -	\$ -	\$ 57,168.29
\$ -	\$ -	\$ -	\$ -	\$ -	\$ -	\$ 143,668.80
\$ -	\$ -	\$ -	\$ -	\$ -	\$ -	\$ -
\$ 1,569.71	\$ -	\$ -	\$ -	\$ -	\$ -	\$ 1,267,235.17

Schedule 6, (Continued)						
2014-2015	2013-2014	2012-2013	2011-2012	2010-2011	2009-2010	2008-2009
\$ -	\$ 116,051.04	\$ -	\$ -	\$ -	\$ -	\$ -
\$ 2,737,938.84	\$ 97,375.61	\$ -	\$ -	\$ -	\$ -	\$ -
\$ 2,737,938.84	\$ 213,426.65	\$ -	\$ -	\$ -	\$ -	\$ -
\$ 2,651,438.33	\$ 213,426.65	\$ -	\$ -	\$ -	\$ -	\$ -
\$ -	\$ -	\$ -	\$ -	\$ -	\$ -	\$ -
\$ -	\$ -	\$ -	\$ -	\$ -	\$ -	\$ -
\$ -	\$ -	\$ -	\$ -	\$ -	\$ -	\$ -
\$ 2,651,438.33	\$ 213,426.65	\$ -	\$ -	\$ -	\$ -	\$ -
\$ 86,500.51	\$ -	\$ -	\$ -	\$ -	\$ -	\$ -

Schedule 9, General Fund Investments						
INVESTED IN	Investments on Hand June 30, 2014	Since Purchased	LIQUIDATIONS		Barred by Court Order	Investments on Hand June 30, 2015
			By Collections of Cost	Amortized Premium		
	\$ -	\$ -	\$ -	\$ -	\$ -	\$ -
	\$ -	\$ -	\$ -	\$ -	\$ -	\$ -
	\$ -	\$ -	\$ -	\$ -	\$ -	\$ -
	\$ -	\$ -	\$ -	\$ -	\$ -	\$ -
	\$ -	\$ -	\$ -	\$ -	\$ -	\$ -
	\$ -	\$ -	\$ -	\$ -	\$ -	\$ -
	\$ -	\$ -	\$ -	\$ -	\$ -	\$ -
	\$ -	\$ -	\$ -	\$ -	\$ -	\$ -
	\$ -	\$ -	\$ -	\$ -	\$ -	\$ -
	\$ -	\$ -	\$ -	\$ -	\$ -	\$ -
	\$ -	\$ -	\$ -	\$ -	\$ -	\$ -
	\$ -	\$ -	\$ -	\$ -	\$ -	\$ -
	\$ -	\$ -	\$ -	\$ -	\$ -	\$ -
TOTAL INVESTMENTS	\$ -	\$ -	\$ -	\$ -	\$ -	\$ -

GENERAL FUND ACCOUNTS COVERING THE PERIOD JULY 1, 2014, to JUNE 30, 2015
ESTIMATE OF NEEDS FOR 2015-2016

EXHIBIT "A"

4a

Schedule 8(a), Report Of Prior Year's Expenditures				
DEPARTMENTS OF GOVERNMENT APPROPRIATED ACCOUNTS	FISCAL YEAR ENDING JUNE 30, 2014			ORIGINAL APPROPRIATIONS
	RESERVES 6-30-2014	WARRANTS SINCE ISSUED	BALANCE LAPSED APPROPRIATIONS	
01 DISTRICT ATTORNEY - STATE:				
01a Personal Services	\$ -	\$ -	\$ -	\$ -
01b Part Time Help	\$ -	\$ -	\$ -	\$ -
01c Travel	\$ -	\$ -	\$ -	\$ -
01d Maintenance and Operation	\$ -	\$ -	\$ -	\$ -
01e Capital Outlay	\$ -	\$ -	\$ -	\$ -
01f Intergovernmental	\$ -	\$ -	\$ -	\$ -
01g Other-	\$ -	\$ -	\$ -	\$ -
01 Total	\$ -	\$ -	\$ -	\$ -
02 DISTRICT ATTORNEY - COUNTY:				
02a Personal Services	\$ -	\$ -	\$ -	\$ -
02b Part Time Help	\$ -	\$ -	\$ -	\$ -
02c Travel	\$ -	\$ -	\$ -	\$ -
02d Maintenance and Operation	\$ -	\$ -	\$ -	\$ -
02e Capital Outlay	\$ -	\$ -	\$ -	\$ -
02f Intergovernmental	\$ -	\$ -	\$ -	\$ -
02g Law Library	\$ -	\$ -	\$ -	\$ 1,200.00
02h Other-	\$ -	\$ -	\$ -	\$ -
02 Total	\$ -	\$ -	\$ -	\$ 1,200.00
04 COUNTY SHERIFF:				
04a Personal Services	\$ -	\$ -	\$ -	\$ 175,440.00
04b Part Time Help	\$ -	\$ -	\$ -	\$ -
04c Travel	\$ -	\$ -	\$ -	\$ -
04d Maintenance and Operation	\$ -	\$ -	\$ -	\$ -
04e Capital Outlay	\$ -	\$ -	\$ -	\$ -
04f Sales Tax - Capital Outlay	\$ -	\$ -	\$ -	\$ -
04g Sheriff's Fees	\$ -	\$ -	\$ -	\$ -
04h Board of Prisoners	\$ -	\$ -	\$ -	\$ -
04i Other - Sales Tax - Maintenance and Operation	\$ -	\$ -	\$ -	\$ 119,195.59
04 Total	\$ -	\$ -	\$ -	\$ 294,635.59
06 COUNTY TREASURER:				
06a Personal Services	\$ -	\$ -	\$ -	\$ 109,740.00
06b Part Time Help	\$ -	\$ -	\$ -	\$ -
06c Travel	\$ -	\$ -	\$ -	\$ -
06d Maintenance and Operation	\$ -	\$ -	\$ -	\$ 2,800.00
06e Capital Outlay	\$ -	\$ -	\$ -	\$ -
06f Intergovernmental	\$ -	\$ -	\$ -	\$ -
06g Other -	\$ -	\$ -	\$ -	\$ -
06 Total	\$ -	\$ -	\$ -	\$ 112,540.00
08 COUNTY COMMISSIONERS:				
08a Personal Services	\$ -	\$ -	\$ -	\$ 38,900.00
08c Travel-Dist 2	\$ -	\$ -	\$ -	\$ -
08c Travel	\$ -	\$ -	\$ -	\$ -
08d Maintenance and Operation	\$ -	\$ -	\$ -	\$ 3,000.00
08e Capital Outlay-Dist 2	\$ -	\$ -	\$ -	\$ -
08f Dist 2 Personal Service-Including In County Travel	\$ -	\$ -	\$ -	\$ -
08g Other - Dist 2 M & O	\$ -	\$ -	\$ -	\$ -
08 Total	\$ -	\$ -	\$ -	\$ 41,900.00

GENERAL FUND ACCOUNTS COVERING THE PERIOD JULY 1, 2014, to JUNE 30, 2015
ESTIMATE OF NEEDS FOR 2015-2016

EXHIBIT "A"

4b

Schedule 8(b), Report Of Prior Year's Expenditures				
DEPARTMENTS OF GOVERNMENT APPROPRIATED ACCOUNTS	FISCAL YEAR ENDING JUNE 30, 2014			
	RESERVES	WARRANTS	BALANCE	ORIGINAL
	6-30-2014	SINCE ISSUED	LAPSED APPROPRIATIONS	APPROPRIATIONS
09 COUNTY COMMISSIONERS O.S.U. EXTENSION:				
09a Personal Services	\$ -	\$ -	\$ -	\$ 22,450.00
09b Part Time Help	\$ -	\$ -	\$ -	\$ -
09c Travel	\$ 507.48	\$ 507.48	\$ -	\$ 8,000.00
09d Maintenance and Operation	\$ 288.94	\$ 288.94	\$ -	\$ 11,004.00
09e Capital Outlay	\$ 9,108.13	\$ 9,108.13	\$ -	\$ 100.00
09f Intergovernmental	\$ -	\$ -	\$ -	\$ -
09g Other -	\$ -	\$ -	\$ -	\$ -
09 Total	\$ 9,904.55	\$ 9,904.55	\$ -	\$ 41,554.00
10 COUNTY CLERK:				
10a Personal Services	\$ -	\$ -	\$ -	\$ 109,740.00
10b Part Time Help	\$ -	\$ -	\$ -	\$ -
10c Travel	\$ -	\$ -	\$ -	\$ 1,500.00
10d Maintenance and Operation	\$ 575.00	\$ 566.61	\$ 8.39	\$ 24,500.00
10e Capital Outlay	\$ -	\$ -	\$ -	\$ -
10f Intergovernmental	\$ -	\$ -	\$ -	\$ -
10g Lien Fees	\$ -	\$ -	\$ -	\$ -
010h Other -	\$ -	\$ -	\$ -	\$ -
10 Total	\$ 575.00	\$ 566.61	\$ 8.39	\$ 135,740.00
14 COURT CLERK:				
14a Personal Services	\$ -	\$ -	\$ -	\$ 109,740.00
14b Part Time Help	\$ -	\$ -	\$ -	\$ -
14c Travel	\$ -	\$ -	\$ -	\$ 1,500.00
14d Maintenance and Operation	\$ -	\$ -	\$ -	\$ -
14e Capital Outlay	\$ -	\$ -	\$ -	\$ -
14f Intergovernmental	\$ -	\$ -	\$ -	\$ -
14g Other -	\$ -	\$ -	\$ -	\$ -
14 Total	\$ -	\$ -	\$ -	\$ 111,240.00
16 COUNTY ASSESSOR:				
16a Personal Services	\$ -	\$ -	\$ -	\$ 46,800.00
16b Part Time Help	\$ -	\$ -	\$ -	\$ -
16c Travel	\$ -	\$ -	\$ -	\$ -
16d Maintenance and Operation	\$ -	\$ -	\$ -	\$ -
16e Capital Outlay	\$ -	\$ -	\$ -	\$ -
16f Intergovernmental	\$ -	\$ -	\$ -	\$ -
16g Other -	\$ -	\$ -	\$ -	\$ -
16h Other -	\$ -	\$ -	\$ -	\$ -
16 Total	\$ -	\$ -	\$ -	\$ 46,800.00
17 REVALUATION OF REAL PROPERTY:				
17a Personal Services	\$ -	\$ -	\$ -	\$ 161,091.60
17b Part Time Help	\$ -	\$ -	\$ -	\$ -
17c Travel	\$ 169.36	\$ 169.36	\$ -	\$ 13,650.00
17d Maintenance and Operation	\$ 825.89	\$ 658.04	\$ 167.85	\$ 21,450.00
17e Capital Outlay	\$ 500.00	\$ 350.00	\$ 150.00	\$ -
17f Intergovernmental	\$ -	\$ -	\$ -	\$ -
17g Other - Mapping	\$ -	\$ -	\$ -	\$ 14,000.00
17h Other -	\$ -	\$ -	\$ -	\$ -
17 Total	\$ 1,495.25	\$ 1,177.40	\$ 317.85	\$ 210,191.60

GENERAL FUND ACCOUNTS COVERING THE PERIOD JULY 1, 2014, to JUNE 30, 2015
ESTIMATE OF NEEDS FOR 2015-2016

FISCAL YEAR ENDING JUNE 30, 2015						Governmental Budget Accounts FISCAL YEAR 2015-2016	
SUPPLEMENTAL ADJUSTMENTS		NET AMOUNT OF APPROPRIATIONS	WARRANTS ISSUED	RESERVES	LAPSED BALANCE KNOWN TO BE UNENCUMBERED	NEEDS AS ESTIMATED BY GOVERNING BOARD	APPROVED BY COUNTY EXCISE BOARD
ADDED	CANCELLED						
\$ -	\$ 16,822.00	\$ 5,628.00	\$ 5,628.00	\$ -	\$ -	\$ 33,393.00	\$ 23,000.00
\$ -	\$ -	\$ -	\$ -	\$ -	\$ -	\$ -	\$ -
\$ 4,000.00	\$ -	\$ 12,000.00	\$ 10,025.65	\$ -	\$ 1,974.35	\$ 8,400.00	\$ 8,400.00
\$ 2,254.16	\$ -	\$ 13,258.16	\$ 7,627.11	\$ 2,838.88	\$ 2,792.17	\$ 11,000.00	\$ 10,600.00
\$ 10,567.84	\$ -	\$ 10,667.84	\$ -	\$ 10,667.84	\$ -	\$ 100.00	\$ -
\$ -	\$ -	\$ -	\$ -	\$ -	\$ -	\$ -	\$ -
\$ -	\$ -	\$ -	\$ -	\$ -	\$ -	\$ -	\$ -
\$ 16,822.00	\$ 16,822.00	\$ 41,554.00	\$ 23,280.76	\$ 13,506.72	\$ 4,766.52	\$ 52,893.00	\$ 42,000.00
\$ 900.00	\$ -	\$ 110,640.00	\$ 110,640.00	\$ -	\$ -	\$ 110,640.00	\$ 114,640.00
\$ -	\$ -	\$ -	\$ -	\$ -	\$ -	\$ -	\$ -
\$ 400.00	\$ -	\$ 1,900.00	\$ 1,670.29	\$ -	\$ 229.71	\$ 1,500.00	\$ 1,500.00
\$ -	\$ 400.00	\$ 24,100.00	\$ 22,776.29	\$ 687.78	\$ 635.93	\$ 24,500.00	\$ 24,500.00
\$ -	\$ -	\$ -	\$ -	\$ -	\$ -	\$ -	\$ -
\$ -	\$ -	\$ -	\$ -	\$ -	\$ -	\$ -	\$ -
\$ -	\$ -	\$ -	\$ -	\$ -	\$ -	\$ -	\$ -
\$ -	\$ -	\$ -	\$ -	\$ -	\$ -	\$ -	\$ -
\$ 1,300.00	\$ 400.00	\$ 136,640.00	\$ 135,086.58	\$ 687.78	\$ 865.64	\$ 136,640.00	\$ 140,640.00
\$ 900.00	\$ -	\$ 110,640.00	\$ 110,640.00	\$ -	\$ -	\$ 141,840.00	\$ 114,640.00
\$ -	\$ -	\$ -	\$ -	\$ -	\$ -	\$ -	\$ -
\$ 1,500.00	\$ -	\$ 3,000.00	\$ 2,663.81	\$ -	\$ 336.19	\$ 1,500.00	\$ 1,500.00
\$ -	\$ -	\$ -	\$ -	\$ -	\$ -	\$ -	\$ -
\$ -	\$ -	\$ -	\$ -	\$ -	\$ -	\$ -	\$ -
\$ -	\$ -	\$ -	\$ -	\$ -	\$ -	\$ -	\$ -
\$ 2,400.00	\$ -	\$ 113,640.00	\$ 113,303.81	\$ -	\$ 336.19	\$ 143,340.00	\$ 116,140.00
\$ -	\$ -	\$ 46,800.00	\$ 46,800.00	\$ -	\$ -	\$ 48,000.00	\$ 48,800.00
\$ -	\$ -	\$ -	\$ -	\$ -	\$ -	\$ -	\$ -
\$ -	\$ -	\$ -	\$ -	\$ -	\$ -	\$ -	\$ 2,500.00
\$ -	\$ -	\$ -	\$ -	\$ -	\$ -	\$ -	\$ 100.00
\$ -	\$ -	\$ -	\$ -	\$ -	\$ -	\$ -	\$ -
\$ -	\$ -	\$ -	\$ -	\$ -	\$ -	\$ -	\$ -
\$ -	\$ -	\$ -	\$ -	\$ -	\$ -	\$ -	\$ -
\$ -	\$ -	\$ 46,800.00	\$ 46,800.00	\$ -	\$ -	\$ 48,000.00	\$ 51,400.00
\$ -	\$ -	\$ 161,091.60	\$ 146,534.21	\$ -	\$ 14,557.39	\$ 186,907.56	\$ 186,907.56
\$ -	\$ -	\$ -	\$ -	\$ -	\$ -	\$ -	\$ -
\$ -	\$ -	\$ 13,650.00	\$ 7,589.53	\$ 56.95	\$ 6,003.52	\$ 13,650.00	\$ 11,150.00
\$ -	\$ -	\$ 21,450.00	\$ 17,880.06	\$ 1,641.90	\$ 1,928.04	\$ 21,450.00	\$ 23,950.00
\$ -	\$ -	\$ -	\$ -	\$ -	\$ -	\$ -	\$ -
\$ -	\$ -	\$ -	\$ -	\$ -	\$ -	\$ -	\$ -
\$ -	\$ -	\$ 14,000.00	\$ 4,500.00	\$ -	\$ 9,500.00	\$ 14,000.00	\$ 14,000.00
\$ -	\$ -	\$ -	\$ -	\$ -	\$ -	\$ -	\$ -
\$ -	\$ -	\$ 210,191.60	\$ 176,503.80	\$ 1,698.85	\$ 31,988.95	\$ 236,007.56	\$ 236,007.56

GENERAL FUND ACCOUNTS COVERING THE PERIOD JULY 1, 2014, to JUNE 30, 2015
ESTIMATE OF NEEDS FOR 2015-2016

EXHIBIT "A"

4c

Schedule 8(c), Report Of Prior Year's Expenditures				
DEPARTMENTS OF GOVERNMENT APPROPRIATED ACCOUNTS	FISCAL YEAR ENDING JUNE 30, 2014			ORIGINAL APPROPRIATIONS
	RESERVES 6-30-2014	WARRANTS SINCE ISSUED	BALANCE LAPSED APPROPRIATIONS	
18 JUVENILE SHELTER BUREAU:				
18a Personal Services	\$ -	\$ -	\$ -	\$ -
18b Part Time Help	\$ -	\$ -	\$ -	\$ -
18c Travel	\$ -	\$ -	\$ -	\$ -
18d Maintenance and Operation	\$ -	\$ -	\$ -	\$ 10,000.00
18e Capital Outlay	\$ -	\$ -	\$ -	\$ -
18f Intergovernmental	\$ -	\$ -	\$ -	\$ -
18g Other -	\$ -	\$ -	\$ -	\$ -
18 Total	\$ -	\$ -	\$ -	\$ 10,000.00
19 DISTRICT COURT:				
19a Personal Services	\$ -	\$ -	\$ -	\$ -
19b Part Time Help	\$ -	\$ -	\$ -	\$ -
19c Travel	\$ -	\$ -	\$ -	\$ -
19d Maintenance and Operation	\$ -	\$ -	\$ -	\$ -
19e Capital Outlay	\$ -	\$ -	\$ -	\$ -
19f Intergovernmental	\$ -	\$ -	\$ -	\$ -
19g Other -	\$ -	\$ -	\$ -	\$ -
19 Total	\$ -	\$ -	\$ -	\$ -
20 GENERAL GOVERNMENT				
20a Personal Services	\$ -	\$ -	\$ -	\$ -
20b Part Time Help	\$ -	\$ -	\$ -	\$ -
20c Travel	\$ -	\$ -	\$ -	\$ -
20d Maintenance and Operation	\$ 630.00	\$ 613.00	\$ 17.00	\$ 236,358.10
20e Capital Outlay	\$ 27,113.00	\$ 27,113.00	\$ -	\$ 30,000.00
20f Sales Tax - Maintenance & Operation	\$ -	\$ -	\$ -	\$ 97,119.39
20g Jail Medical Salary	\$ -	\$ -	\$ -	\$ 5,000.00
20h Jail Medical	\$ -	\$ -	\$ -	\$ 25,000.00
20i Safety Award	\$ -	\$ -	\$ -	\$ -
20j Other -	\$ -	\$ -	\$ -	\$ -
20 Total	\$ 27,743.00	\$ 27,726.00	\$ 17.00	\$ 393,477.49
21 EXCISE - EQUALIZATION BOARD:				
21a Personal Services	\$ -	\$ -	\$ -	\$ 1,700.00
21b Part Time Help	\$ -	\$ -	\$ -	\$ -
21c Travel	\$ 46.48	\$ 46.48	\$ -	\$ 1,200.00
21d Maintenance and Operation	\$ -	\$ -	\$ -	\$ -
21e Capital Outlay	\$ -	\$ -	\$ -	\$ -
21f Intergovernmental	\$ -	\$ -	\$ -	\$ -
21g Forms	\$ -	\$ -	\$ -	\$ 300.00
21 Total	\$ 46.48	\$ 46.48	\$ -	\$ 3,200.00
22 COUNTY ELECTION EXPENSE:				
22a Personal Services	\$ -	\$ -	\$ -	\$ 63,270.00
22b Part Time Help	\$ -	\$ -	\$ -	\$ 500.00
22c Travel	\$ -	\$ -	\$ -	\$ 1,000.00
22d Maintenance and Operation	\$ 1,324.93	\$ 1,324.93	\$ -	\$ 6,806.00
22e Capital Outlay	\$ -	\$ -	\$ -	\$ 200.00
22f Stipend	\$ -	\$ -	\$ -	\$ -
22g Other -	\$ -	\$ -	\$ -	\$ -
22 Total	\$ 1,324.93	\$ 1,324.93	\$ -	\$ 71,776.00

GENERAL FUND ACCOUNTS COVERING THE PERIOD JULY 1, 2014, to JUNE 30, 2015
ESTIMATE OF NEEDS FOR 2015-2016

FISCAL YEAR ENDING JUNE 30, 2015						Governmental Budget Accounts FISCAL YEAR 2015-2016	
SUPPLEMENTAL ADJUSTMENTS		NET AMOUNT OF APPROPRIATIONS	WARRANTS ISSUED	RESERVES	LAPSED BALANCE KNOWN TO BE UNENCUMBERED	NEEDS AS ESTIMATED BY GOVERNING BOARD	APPROVED BY COUNTY EXCISE BOARD
ADDED	CANCELLED						
\$ -	\$ -	\$ -	\$ -	\$ -	\$ -	\$ -	\$ -
\$ -	\$ -	\$ -	\$ -	\$ -	\$ -	\$ -	\$ -
\$ -	\$ -	\$ -	\$ -	\$ -	\$ -	\$ -	\$ -
\$ 2,000.00	\$ -	\$ 12,000.00	\$ 11,671.85	\$ -	\$ 328.15	\$ 12,000.00	\$ 12,000.00
\$ -	\$ -	\$ -	\$ -	\$ -	\$ -	\$ -	\$ -
\$ -	\$ -	\$ -	\$ -	\$ -	\$ -	\$ -	\$ -
\$ -	\$ -	\$ -	\$ -	\$ -	\$ -	\$ -	\$ -
\$ 2,000.00	\$ -	\$ 12,000.00	\$ 11,671.85	\$ -	\$ 328.15	\$ 12,000.00	\$ 12,000.00
\$ -	\$ -	\$ -	\$ -	\$ -	\$ -	\$ -	\$ -
\$ -	\$ -	\$ -	\$ -	\$ -	\$ -	\$ -	\$ -
\$ -	\$ -	\$ -	\$ -	\$ -	\$ -	\$ -	\$ -
\$ -	\$ -	\$ -	\$ -	\$ -	\$ -	\$ -	\$ -
\$ -	\$ -	\$ -	\$ -	\$ -	\$ -	\$ -	\$ -
\$ -	\$ -	\$ -	\$ -	\$ -	\$ -	\$ -	\$ -
\$ -	\$ -	\$ -	\$ -	\$ -	\$ -	\$ -	\$ -
\$ 1,500.00	\$ -	\$ 1,500.00	\$ 1,121.60	\$ -	\$ 378.40	\$ -	\$ -
\$ -	\$ -	\$ -	\$ -	\$ -	\$ -	\$ -	\$ -
\$ 300.00	\$ -	\$ 300.00	\$ 146.08	\$ 57.50	\$ 96.42	\$ -	\$ -
\$ -	\$ 32,092.40	\$ 204,265.70	\$ 63,396.41	\$ 2,959.16	\$ 137,910.13	\$ 250,000.00	\$ 214,831.27
\$ 24,440.45	\$ -	\$ 54,440.45	\$ -	\$ -	\$ 54,440.45	\$ 30,000.00	\$ 30,000.00
\$ -	\$ 2,000.00	\$ 95,119.39	\$ 90,181.50	\$ -	\$ 4,937.89	\$ 102,369.20	\$ 143,602.20
\$ 167.20	\$ -	\$ 5,167.20	\$ 5,167.20	\$ -	\$ -	\$ 5,000.00	\$ 5,200.00
\$ 20,000.00	\$ -	\$ 45,000.00	\$ 40,572.71	\$ 34.00	\$ 4,393.29	\$ 25,000.00	\$ 45,000.00
\$ 6,102.14	\$ -	\$ 6,102.14	\$ -	\$ -	\$ 6,102.14	\$ -	\$ -
\$ -	\$ -	\$ -	\$ -	\$ -	\$ -	\$ -	\$ -
\$ 52,509.79	\$ 34,092.40	\$ 411,894.88	\$ 200,585.50	\$ 3,050.66	\$ 208,258.72	\$ 412,369.20	\$ 438,633.47
\$ -	\$ -	\$ 1,700.00	\$ 1,698.14	\$ -	\$ 1.86	\$ 3,000.00	\$ 3,000.00
\$ -	\$ -	\$ -	\$ -	\$ -	\$ -	\$ -	\$ -
\$ -	\$ -	\$ 1,200.00	\$ 622.57	\$ 47.73	\$ 529.70	\$ 700.00	\$ 700.00
\$ -	\$ -	\$ -	\$ -	\$ -	\$ -	\$ -	\$ -
\$ -	\$ -	\$ -	\$ -	\$ -	\$ -	\$ -	\$ -
\$ -	\$ -	\$ 300.00	\$ 85.69	\$ -	\$ 214.31	\$ 300.00	\$ 300.00
\$ -	\$ -	\$ 3,200.00	\$ 2,406.40	\$ 47.73	\$ 745.87	\$ 4,000.00	\$ 4,000.00
\$ -	\$ 12,909.38	\$ 50,360.62	\$ 49,647.42	\$ -	\$ 713.20	\$ 66,300.00	\$ 51,267.64
\$ -	\$ -	\$ 500.00	\$ 120.00	\$ -	\$ 380.00	\$ 500.00	\$ 500.00
\$ -	\$ -	\$ 1,000.00	\$ 66.08	\$ -	\$ 933.92	\$ 1,000.00	\$ 1,000.00
\$ -	\$ -	\$ 6,806.00	\$ 4,416.01	\$ 13.54	\$ 2,376.45	\$ 6,190.00	\$ 6,190.00
\$ -	\$ -	\$ 200.00	\$ -	\$ -	\$ 200.00	\$ 200.00	\$ 200.00
\$ 13,572.36	\$ -	\$ 13,572.36	\$ 13,572.36	\$ -	\$ -	\$ -	\$ 14,572.36
\$ -	\$ -	\$ -	\$ -	\$ -	\$ -	\$ -	\$ -
\$ 13,572.36	\$ 12,909.38	\$ 72,438.98	\$ 67,821.87	\$ 13.54	\$ 4,603.57	\$ 74,190.00	\$ 73,730.00

GENERAL FUND ACCOUNTS COVERING THE PERIOD JULY 1, 2014, to JUNE 30, 2015
ESTIMATE OF NEEDS FOR 2015-2016

EXHIBIT "A"

4d

Schedule 8(d), Report Of Prior Year's Expenditures				
DEPARTMENTS OF GOVERNMENT APPROPRIATED ACCOUNTS	FISCAL YEAR ENDING JUNE 30, 2014			ORIGINAL APPROPRIATIONS
	RESERVES 6-30-2014	WARRANTS SINCE ISSUED	BALANCE LAPSED APPROPRIATIONS	
23 INSURANCE - BENEFITS:				
23a Hospital	\$ 533.28	\$ 533.28	\$ -	\$ 133,500.00
23b Accident	\$ -	\$ -	\$ -	\$ -
23c Travel	\$ -	\$ -	\$ -	\$ 500.00
23d Property	\$ -	\$ -	\$ -	\$ -
23e Workmans Compensation	\$ -	\$ -	\$ -	\$ -
23f Unemployment	\$ -	\$ -	\$ -	\$ 5,000.00
23g Retirement	\$ -	\$ -	\$ -	\$ 117,500.00
23h Self Insured	\$ -	\$ -	\$ -	\$ -
23i FICA	\$ -	\$ -	\$ -	\$ 53,000.00
23j Other -	\$ -	\$ -	\$ -	\$ -
23 Total	\$ 533.28	\$ 533.28	\$ -	\$ 309,500.00
24 COUNTY PURCHASING AGENT:				
24a Personal Services	\$ -	\$ -	\$ -	\$ -
24b Part Time Help	\$ -	\$ -	\$ -	\$ -
24c Travel	\$ -	\$ -	\$ -	\$ -
24d Maintenance and Operation	\$ -	\$ -	\$ -	\$ -
24e Capital Outlay	\$ -	\$ -	\$ -	\$ -
24f Intergovernmental	\$ -	\$ -	\$ -	\$ -
24g Other -	\$ -	\$ -	\$ -	\$ -
24 Total	\$ -	\$ -	\$ -	\$ -
25 DATA PROCESSING:				
25a Personal Services	\$ -	\$ -	\$ -	\$ -
25b Part Time Help	\$ -	\$ -	\$ -	\$ -
25c Travel	\$ -	\$ -	\$ -	\$ -
25d Maintenance and Operation	\$ -	\$ -	\$ -	\$ -
25e Capital Outlay	\$ -	\$ -	\$ -	\$ -
25f Intergovernmental	\$ -	\$ -	\$ -	\$ -
25g Other -	\$ -	\$ -	\$ -	\$ -
25 Total	\$ -	\$ -	\$ -	\$ -
26 COUNTY SUPT. OF HEALTH				
26a Personal Services	\$ -	\$ -	\$ -	\$ -
26b Part Time Help	\$ -	\$ -	\$ -	\$ -
26c Travel	\$ -	\$ -	\$ -	\$ -
26d Maintenance and Operation	\$ -	\$ -	\$ -	\$ -
26e Capital Outlay	\$ -	\$ -	\$ -	\$ -
26f Intergovernmental	\$ -	\$ -	\$ -	\$ -
26g Other -	\$ -	\$ -	\$ -	\$ -
26 Total	\$ -	\$ -	\$ -	\$ -
27 WELFARE AGENCIES:				
27a Personal Services	\$ -	\$ -	\$ -	\$ -
27b Part Time Help	\$ -	\$ -	\$ -	\$ -
27c Travel	\$ -	\$ -	\$ -	\$ -
27d Maintenance and Operation	\$ -	\$ -	\$ -	\$ -
27e Capital Outlay	\$ -	\$ -	\$ -	\$ -
27f Intergovernmental	\$ -	\$ -	\$ -	\$ -
27g Other -	\$ -	\$ -	\$ -	\$ -
27 Total	\$ -	\$ -	\$ -	\$ -

GENERAL FUND ACCOUNTS COVERING THE PERIOD JULY 1, 2014, to JUNE 30, 2015
ESTIMATE OF NEEDS FOR 2015-2016

EXHIBIT "A"

4e

Schedule 8(c), Report Of Prior Year's Expenditures				
DEPARTMENTS OF GOVERNMENT APPROPRIATED ACCOUNTS	FISCAL YEAR ENDING JUNE 30, 2014			
	RESERVES	WARRANTS	BALANCE	ORIGINAL
	6-30-2014	SINCE ISSUED	LAPSED APPROPRIATIONS	APPROPRIATIONS
28 CHARITY:				
28a Personal Services	\$ -	\$ -	\$ -	\$ -
28b Part Time Help	\$ -	\$ -	\$ -	\$ -
28c Travel	\$ -	\$ -	\$ -	\$ -
28d Maintenance and Operation	\$ -	\$ -	\$ -	\$ 1,000.00
28e Capital Outlay	\$ -	\$ -	\$ -	\$ -
28f Intergovernmental	\$ -	\$ -	\$ -	\$ -
28g Other -	\$ -	\$ -	\$ -	\$ -
28 Total	\$ -	\$ -	\$ -	\$ 1,000.00
29 FIRE FIGHTING SERVICES:				
29a Personal Services	\$ -	\$ -	\$ -	\$ -
29b Part Time Help	\$ -	\$ -	\$ -	\$ -
29c Travel	\$ -	\$ -	\$ -	\$ -
29d Maintenance and Operation	\$ -	\$ -	\$ -	\$ -
29e Capital Outlay	\$ -	\$ -	\$ -	\$ -
29f Intergovernmental	\$ -	\$ -	\$ -	\$ -
29g Equipment Lease Rentals	\$ -	\$ -	\$ -	\$ -
29h Other -	\$ -	\$ -	\$ -	\$ -
29i Other -	\$ -	\$ -	\$ -	\$ -
29 Total	\$ -	\$ -	\$ -	\$ -
30 RECORDING ACCOUNT:				
30a Personal Services	\$ -	\$ -	\$ -	\$ -
30b Part Time Help	\$ -	\$ -	\$ -	\$ -
30c Travel	\$ -	\$ -	\$ -	\$ -
30d Maintenance and Operation	\$ -	\$ -	\$ -	\$ 3,000.00
30e Capital Outlay	\$ -	\$ -	\$ -	\$ -
30f Intergovernmental	\$ -	\$ -	\$ -	\$ -
30g Other -	\$ -	\$ -	\$ -	\$ -
30 Total	\$ -	\$ -	\$ -	\$ 3,000.00
31 COUNTY ENGINEER:				
31a Personal Services	\$ -	\$ -	\$ -	\$ -
31b Part Time Help	\$ -	\$ -	\$ -	\$ -
31c Travel	\$ -	\$ -	\$ -	\$ -
31d Maintenance and Operation	\$ -	\$ -	\$ -	\$ -
31e Capital Outlay	\$ -	\$ -	\$ -	\$ -
31f Intergovernmental	\$ -	\$ -	\$ -	\$ -
31g Other -	\$ -	\$ -	\$ -	\$ -
31h Other -	\$ -	\$ -	\$ -	\$ -
31 Total	\$ -	\$ -	\$ -	\$ -
32 LIBRARY:				
32a Personal Services	\$ -	\$ -	\$ -	\$ -
32b Part Time Help	\$ -	\$ -	\$ -	\$ -
32c Travel	\$ -	\$ -	\$ -	\$ -
32d Maintenance and Operation	\$ -	\$ -	\$ -	\$ -
32e Capital Outlay	\$ -	\$ -	\$ -	\$ -
32f Intergovernmental	\$ -	\$ -	\$ -	\$ -
32g Other -	\$ -	\$ -	\$ -	\$ -
32 Total	\$ -	\$ -	\$ -	\$ -

GENERAL FUND ACCOUNTS COVERING THE PERIOD JULY 1, 2014, to JUNE 30, 2015
ESTIMATE OF NEEDS FOR 2015-2016

FISCAL YEAR ENDING JUNE 30, 2015						Governmental Budget Accounts	
FISCAL YEAR ENDING JUNE 30, 2015						FISCAL YEAR 2015-2016	
SUPPLEMENTAL		NET AMOUNT	WARRANTS	RESERVES	LAPSED	NEEDS AS	APPROVED BY
ADJUSTMENTS		OF	ISSUED		BALANCE	ESTIMATED BY	COUNTY
ADDED	CANCELLED	APPROPRIATIONS			KNOWN TO BE	GOVERNING	EXCISE
					UNENCUMBERED	BOARD	BOARD
\$ -	\$ -	\$ -	\$ -	\$ -	\$ -	\$ -	\$ -
\$ -	\$ -	\$ -	\$ -	\$ -	\$ -	\$ -	\$ -
\$ -	\$ -	\$ -	\$ -	\$ -	\$ -	\$ -	\$ -
\$ -	\$ -	\$ 1,000.00	\$ 626.17	\$ -	\$ 373.83	\$ 1,000.00	\$ 1,000.00
\$ -	\$ -	\$ -	\$ -	\$ -	\$ -	\$ -	\$ -
\$ -	\$ -	\$ -	\$ -	\$ -	\$ -	\$ -	\$ -
\$ -	\$ -	\$ -	\$ -	\$ -	\$ -	\$ -	\$ -
\$ -	\$ -	\$ 1,000.00	\$ 626.17	\$ -	\$ 373.83	\$ 1,000.00	\$ 1,000.00
\$ -	\$ -	\$ -	\$ -	\$ -	\$ -	\$ -	\$ -
\$ -	\$ -	\$ -	\$ -	\$ -	\$ -	\$ -	\$ -
\$ -	\$ -	\$ -	\$ -	\$ -	\$ -	\$ -	\$ -
\$ -	\$ -	\$ -	\$ -	\$ -	\$ -	\$ -	\$ -
\$ -	\$ -	\$ -	\$ -	\$ -	\$ -	\$ -	\$ -
\$ -	\$ -	\$ -	\$ -	\$ -	\$ -	\$ -	\$ -
\$ -	\$ -	\$ -	\$ -	\$ -	\$ -	\$ -	\$ -
\$ -	\$ -	\$ -	\$ -	\$ -	\$ -	\$ -	\$ -
\$ -	\$ -	\$ -	\$ -	\$ -	\$ -	\$ -	\$ -
\$ -	\$ -	\$ -	\$ -	\$ -	\$ -	\$ -	\$ -
\$ -	\$ -	\$ -	\$ -	\$ -	\$ -	\$ -	\$ -
\$ -	\$ -	\$ 3,000.00	\$ 2,276.26	\$ 700.00	\$ 23.74	\$ 3,000.00	\$ 3,000.00
\$ -	\$ -	\$ -	\$ -	\$ -	\$ -	\$ -	\$ -
\$ -	\$ -	\$ -	\$ -	\$ -	\$ -	\$ -	\$ -
\$ -	\$ -	\$ -	\$ -	\$ -	\$ -	\$ -	\$ -
\$ -	\$ -	\$ -	\$ -	\$ -	\$ -	\$ -	\$ -
\$ -	\$ -	\$ -	\$ -	\$ -	\$ -	\$ -	\$ -
\$ -	\$ -	\$ 3,000.00	\$ 2,276.26	\$ 700.00	\$ 23.74	\$ 3,000.00	\$ 3,000.00
\$ -	\$ -	\$ -	\$ -	\$ -	\$ -	\$ -	\$ -
\$ -	\$ -	\$ -	\$ -	\$ -	\$ -	\$ -	\$ -
\$ -	\$ -	\$ -	\$ -	\$ -	\$ -	\$ -	\$ -
\$ -	\$ -	\$ -	\$ -	\$ -	\$ -	\$ -	\$ -
\$ -	\$ -	\$ -	\$ -	\$ -	\$ -	\$ -	\$ -
\$ -	\$ -	\$ -	\$ -	\$ -	\$ -	\$ -	\$ -
\$ -	\$ -	\$ -	\$ -	\$ -	\$ -	\$ -	\$ -
\$ -	\$ -	\$ -	\$ -	\$ -	\$ -	\$ -	\$ -
\$ -	\$ -	\$ -	\$ -	\$ -	\$ -	\$ -	\$ -
\$ -	\$ -	\$ -	\$ -	\$ -	\$ -	\$ -	\$ -
\$ -	\$ -	\$ -	\$ -	\$ -	\$ -	\$ -	\$ -

GENERAL FUND ACCOUNTS COVERING THE PERIOD JULY 1, 2014, to JUNE 30, 2015
ESTIMATE OF NEEDS FOR 2015-2016

EXHIBIT "A"

4f

Schedule 8(f), Report Of Prior Year's Expenditures				
DEPARTMENTS OF GOVERNMENT APPROPRIATED ACCOUNTS	FISCAL YEAR ENDING JUNE 30, 2014			ORIGINAL APPROPRIATIONS
	RESERVES 6-30-2014	WARRANTS SINCE ISSUED	BALANCE LAPSED APPROPRIATIONS	
33 PUBLIC DEFENDER:				
33a Personal Services	\$ -	\$ -	\$ -	\$ -
33b Part Time Help	\$ -	\$ -	\$ -	\$ -
33c Travel	\$ -	\$ -	\$ -	\$ -
33d Maintenance and Operation	\$ -	\$ -	\$ -	\$ -
33e Capital Outlay	\$ -	\$ -	\$ -	\$ -
33f Intergovernmental	\$ -	\$ -	\$ -	\$ -
33g Other -	\$ -	\$ -	\$ -	\$ -
33h Other -	\$ -	\$ -	\$ -	\$ -
33 Total	\$ -	\$ -	\$ -	\$ -
34 CIVIL DEFENSE: EMERGENCY MANAGEMENT				
34a Personal Services	\$ -	\$ -	\$ -	\$ 35,940.00
34b Part Time Help	\$ -	\$ -	\$ -	\$ -
34c Travel	\$ -	\$ -	\$ -	\$ -
34d Maintenance and Operation	\$ -	\$ -	\$ -	\$ -
34e Capital Outlay	\$ -	\$ -	\$ -	\$ -
34f Intergovernmental	\$ -	\$ -	\$ -	\$ -
34g Other -	\$ -	\$ -	\$ -	\$ -
34 Total	\$ -	\$ -	\$ -	\$ 35,940.00
36 SOLID WASTE:				
36a Personal Services	\$ -	\$ -	\$ -	\$ -
36b Part Time Help	\$ -	\$ -	\$ -	\$ -
36c Travel	\$ -	\$ -	\$ -	\$ -
36d Maintenance and Operation	\$ -	\$ -	\$ -	\$ -
36e Capital Outlay	\$ -	\$ -	\$ -	\$ -
36f Intergovernmental	\$ -	\$ -	\$ -	\$ -
36g Other -	\$ -	\$ -	\$ -	\$ -
36h Other -	\$ -	\$ -	\$ -	\$ -
36 Total	\$ -	\$ -	\$ -	\$ -
38 SOIL CONSERVATION DISTRICT:				
38a Personal Services	\$ -	\$ -	\$ -	\$ -
38b Part Time Help	\$ -	\$ -	\$ -	\$ -
38c Travel	\$ -	\$ -	\$ -	\$ -
38d Maintenance and Operation	\$ -	\$ -	\$ -	\$ -
38e Capital Outlay	\$ -	\$ -	\$ -	\$ -
38f Intergovernmental	\$ -	\$ -	\$ -	\$ -
38g Other -	\$ -	\$ -	\$ -	\$ -
38h Other -	\$ -	\$ -	\$ -	\$ -
38 Total	\$ -	\$ -	\$ -	\$ -
40 REWARD FUND:				
40a Personal Services	\$ -	\$ -	\$ -	\$ -
40b Part Time Help	\$ -	\$ -	\$ -	\$ -
40c Travel	\$ -	\$ -	\$ -	\$ -
40d Maintenance and Operation	\$ -	\$ -	\$ -	\$ -
40e Capital Outlay	\$ -	\$ -	\$ -	\$ -
40f Intergovernmental	\$ -	\$ -	\$ -	\$ -
40g Other -	\$ -	\$ -	\$ -	\$ -
40 Total	\$ -	\$ -	\$ -	\$ -

GENERAL FUND ACCOUNTS COVERING THE PERIOD JULY 1, 2014, to JUNE 30, 2015
ESTIMATE OF NEEDS FOR 2015-2016

FISCAL YEAR ENDING JUNE 30, 2015						Governmental Budget Accounts	
FISCAL YEAR ENDING JUNE 30, 2015						FISCAL YEAR 2015-2016	
SUPPLEMENTAL		NET AMOUNT	WARRANTS	RESERVES	LAPSED	NEEDS AS	APPROVED BY
ADJUSTMENTS		OF	ISSUED		BALANCE	ESTIMATED BY	COUNTY
		APPROPRIATIONS			KNOWN TO BE	GOVERNING	EXCISE
ADDED	CANCELLED				UNENCUMBERED	BOARD	BOARD
\$ -	\$ -	\$ -	\$ -	\$ -	\$ -	\$ -	\$ -
\$ -	\$ -	\$ -	\$ -	\$ -	\$ -	\$ -	\$ -
\$ -	\$ -	\$ -	\$ -	\$ -	\$ -	\$ -	\$ -
\$ -	\$ -	\$ -	\$ -	\$ -	\$ -	\$ -	\$ -
\$ -	\$ -	\$ -	\$ -	\$ -	\$ -	\$ -	\$ -
\$ -	\$ -	\$ -	\$ -	\$ -	\$ -	\$ -	\$ -
\$ -	\$ -	\$ -	\$ -	\$ -	\$ -	\$ -	\$ -
\$ -	\$ -	\$ -	\$ -	\$ -	\$ -	\$ -	\$ -
\$ -	\$ -	\$ -	\$ -	\$ -	\$ -	\$ -	\$ -
\$ -	\$ -	\$ -	\$ -	\$ -	\$ -	\$ -	\$ -
\$ -	\$ -	\$ -	\$ -	\$ -	\$ -	\$ -	\$ -
\$ 300.00	\$ -	\$ 36,240.00	\$ 36,240.00	\$ -	\$ -	\$ 65,340.00	\$ 67,340.00
\$ -	\$ -	\$ -	\$ -	\$ -	\$ -	\$ -	\$ -
\$ -	\$ -	\$ -	\$ -	\$ -	\$ -	\$ -	\$ -
\$ -	\$ -	\$ -	\$ -	\$ -	\$ -	\$ -	\$ -
\$ -	\$ -	\$ -	\$ -	\$ -	\$ -	\$ -	\$ -
\$ -	\$ -	\$ -	\$ -	\$ -	\$ -	\$ -	\$ -
\$ -	\$ -	\$ -	\$ -	\$ -	\$ -	\$ -	\$ -
\$ -	\$ -	\$ -	\$ -	\$ -	\$ -	\$ -	\$ -
\$ -	\$ -	\$ -	\$ -	\$ -	\$ -	\$ -	\$ -
\$ -	\$ -	\$ -	\$ -	\$ -	\$ -	\$ -	\$ -
\$ 300.00	\$ -	\$ 36,240.00	\$ 36,240.00	\$ -	\$ -	\$ 65,340.00	\$ 67,340.00
\$ -	\$ -	\$ -	\$ -	\$ -	\$ -	\$ -	\$ -
\$ -	\$ -	\$ -	\$ -	\$ -	\$ -	\$ -	\$ -
\$ -	\$ -	\$ -	\$ -	\$ -	\$ -	\$ -	\$ -
\$ -	\$ -	\$ -	\$ -	\$ -	\$ -	\$ -	\$ -
\$ -	\$ -	\$ -	\$ -	\$ -	\$ -	\$ -	\$ -
\$ -	\$ -	\$ -	\$ -	\$ -	\$ -	\$ -	\$ -
\$ -	\$ -	\$ -	\$ -	\$ -	\$ -	\$ -	\$ -
\$ -	\$ -	\$ -	\$ -	\$ -	\$ -	\$ -	\$ -
\$ -	\$ -	\$ -	\$ -	\$ -	\$ -	\$ -	\$ -
\$ -	\$ -	\$ -	\$ -	\$ -	\$ -	\$ -	\$ -
\$ -	\$ -	\$ -	\$ -	\$ -	\$ -	\$ -	\$ -
\$ -	\$ -	\$ -	\$ -	\$ -	\$ -	\$ -	\$ -
\$ -	\$ -	\$ -	\$ -	\$ -	\$ -	\$ -	\$ -
\$ -	\$ -	\$ -	\$ -	\$ -	\$ -	\$ -	\$ -
\$ -	\$ -	\$ -	\$ -	\$ -	\$ -	\$ -	\$ -
\$ -	\$ -	\$ -	\$ -	\$ -	\$ -	\$ -	\$ -
\$ -	\$ -	\$ -	\$ -	\$ -	\$ -	\$ -	\$ -
\$ -	\$ -	\$ -	\$ -	\$ -	\$ -	\$ -	\$ -
\$ -	\$ -	\$ -	\$ -	\$ -	\$ -	\$ -	\$ -
\$ -	\$ -	\$ -	\$ -	\$ -	\$ -	\$ -	\$ -

GENERAL FUND ACCOUNTS COVERING THE PERIOD JULY 1, 2014, to JUNE 30, 2015
ESTIMATE OF NEEDS FOR 2015-2016

EXHIBIT "A"

4g

Schedule 8(g), Report Of Prior Year's Expenditures				
DEPARTMENTS OF GOVERNMENT APPROPRIATED ACCOUNTS	FISCAL YEAR ENDING JUNE 30, 2014			ORIGINAL APPROPRIATIONS
	RESERVES 6-30-2014	WARRANTS SINCE ISSUED	BALANCE LAPSED APPROPRIATIONS	
60				
60a Personal Services	\$ -	\$ -	\$ -	\$ -
60b Part Time Help	\$ -	\$ -	\$ -	\$ -
60c Travel	\$ -	\$ -	\$ -	\$ -
60d Maintenance and Operation	\$ -	\$ -	\$ -	\$ -
60e Capital Outlay	\$ -	\$ -	\$ -	\$ -
60f Intergovernmental	\$ -	\$ -	\$ -	\$ -
60g Other -	\$ -	\$ -	\$ -	\$ -
60h Other -	\$ -	\$ -	\$ -	\$ -
60 Total	\$ -	\$ -	\$ -	\$ -
61				
61a Personal Services	\$ -	\$ -	\$ -	\$ -
61b Part Time Help	\$ -	\$ -	\$ -	\$ -
61c Travel	\$ -	\$ -	\$ -	\$ -
61d Maintenance and Operation	\$ -	\$ -	\$ -	\$ -
61e Capital Outlay	\$ -	\$ -	\$ -	\$ -
61f Intergovernmental	\$ -	\$ -	\$ -	\$ -
61g Other -	\$ -	\$ -	\$ -	\$ -
61h Other -	\$ -	\$ -	\$ -	\$ -
61 Total	\$ -	\$ -	\$ -	\$ -
62				
62a Personal Services	\$ -	\$ -	\$ -	\$ -
62b Part Time Help	\$ -	\$ -	\$ -	\$ -
62c Travel	\$ -	\$ -	\$ -	\$ -
62d Maintenance and Operation	\$ -	\$ -	\$ -	\$ -
62e Capital Outlay	\$ -	\$ -	\$ -	\$ -
62f Intergovernmental	\$ -	\$ -	\$ -	\$ -
62g Other -	\$ -	\$ -	\$ -	\$ -
62h Other -	\$ -	\$ -	\$ -	\$ -
62 Total	\$ -	\$ -	\$ -	\$ -
63				
63a Personal Services	\$ -	\$ -	\$ -	\$ -
63b Part Time Help	\$ -	\$ -	\$ -	\$ -
63c Travel	\$ -	\$ -	\$ -	\$ -
63d Maintenance and Operation	\$ -	\$ -	\$ -	\$ -
63e Capital Outlay	\$ -	\$ -	\$ -	\$ -
63f Intergovernmental	\$ -	\$ -	\$ -	\$ -
63g Other -	\$ -	\$ -	\$ -	\$ -
63 Total	\$ -	\$ -	\$ -	\$ -
64				
64a Personal Services	\$ -	\$ -	\$ -	\$ -
64b Part Time Help	\$ -	\$ -	\$ -	\$ -
64c Travel	\$ -	\$ -	\$ -	\$ -
64d Maintenance and Operation	\$ -	\$ -	\$ -	\$ -
64e Capital Outlay	\$ -	\$ -	\$ -	\$ -
64f Intergovernmental	\$ -	\$ -	\$ -	\$ -
64g Other -	\$ -	\$ -	\$ -	\$ -
64 Total	\$ -	\$ -	\$ -	\$ -

GENERAL FUND ACCOUNTS COVERING THE PERIOD JULY 1, 2014, to JUNE 30, 2015
 ESTIMATE OF NEEDS FOR 2015-2016

FISCAL YEAR ENDING JUNE 30, 2015					Governmental Budget Accounts		
SUPPLEMENTAL ADJUSTMENTS		NET AMOUNT OF APPROPRIATIONS	WARRANTS ISSUED	RESERVES	LAPSED BALANCE KNOWN TO BE UNENCUMBERED	NEEDS AS ESTIMATED BY GOVERNING BOARD	APPROVED BY COUNTY EXCISE BOARD
ADDED	CANCELLED						
\$ -	\$ -	\$ -	\$ -	\$ -	\$ -	\$ -	\$ -
\$ -	\$ -	\$ -	\$ -	\$ -	\$ -	\$ -	\$ -
\$ -	\$ -	\$ -	\$ -	\$ -	\$ -	\$ -	\$ -
\$ -	\$ -	\$ -	\$ -	\$ -	\$ -	\$ -	\$ -
\$ -	\$ -	\$ -	\$ -	\$ -	\$ -	\$ -	\$ -
\$ -	\$ -	\$ -	\$ -	\$ -	\$ -	\$ -	\$ -
\$ -	\$ -	\$ -	\$ -	\$ -	\$ -	\$ -	\$ -
\$ -	\$ -	\$ -	\$ -	\$ -	\$ -	\$ -	\$ -
\$ -	\$ -	\$ -	\$ -	\$ -	\$ -	\$ -	\$ -
\$ -	\$ -	\$ -	\$ -	\$ -	\$ -	\$ -	\$ -
\$ -	\$ -	\$ -	\$ -	\$ -	\$ -	\$ -	\$ -
\$ -	\$ -	\$ -	\$ -	\$ -	\$ -	\$ -	\$ -
\$ -	\$ -	\$ -	\$ -	\$ -	\$ -	\$ -	\$ -
\$ -	\$ -	\$ -	\$ -	\$ -	\$ -	\$ -	\$ -
\$ -	\$ -	\$ -	\$ -	\$ -	\$ -	\$ -	\$ -
\$ -	\$ -	\$ -	\$ -	\$ -	\$ -	\$ -	\$ -
\$ -	\$ -	\$ -	\$ -	\$ -	\$ -	\$ -	\$ -
\$ -	\$ -	\$ -	\$ -	\$ -	\$ -	\$ -	\$ -
\$ -	\$ -	\$ -	\$ -	\$ -	\$ -	\$ -	\$ -
\$ -	\$ -	\$ -	\$ -	\$ -	\$ -	\$ -	\$ -
\$ -	\$ -	\$ -	\$ -	\$ -	\$ -	\$ -	\$ -
\$ -	\$ -	\$ -	\$ -	\$ -	\$ -	\$ -	\$ -
\$ -	\$ -	\$ -	\$ -	\$ -	\$ -	\$ -	\$ -
\$ -	\$ -	\$ -	\$ -	\$ -	\$ -	\$ -	\$ -
\$ -	\$ -	\$ -	\$ -	\$ -	\$ -	\$ -	\$ -
\$ -	\$ -	\$ -	\$ -	\$ -	\$ -	\$ -	\$ -
\$ -	\$ -	\$ -	\$ -	\$ -	\$ -	\$ -	\$ -
\$ -	\$ -	\$ -	\$ -	\$ -	\$ -	\$ -	\$ -
\$ -	\$ -	\$ -	\$ -	\$ -	\$ -	\$ -	\$ -
\$ -	\$ -	\$ -	\$ -	\$ -	\$ -	\$ -	\$ -
\$ -	\$ -	\$ -	\$ -	\$ -	\$ -	\$ -	\$ -
\$ -	\$ -	\$ -	\$ -	\$ -	\$ -	\$ -	\$ -
\$ -	\$ -	\$ -	\$ -	\$ -	\$ -	\$ -	\$ -
\$ -	\$ -	\$ -	\$ -	\$ -	\$ -	\$ -	\$ -
\$ -	\$ -	\$ -	\$ -	\$ -	\$ -	\$ -	\$ -
\$ -	\$ -	\$ -	\$ -	\$ -	\$ -	\$ -	\$ -
\$ -	\$ -	\$ -	\$ -	\$ -	\$ -	\$ -	\$ -
\$ -	\$ -	\$ -	\$ -	\$ -	\$ -	\$ -	\$ -
\$ -	\$ -	\$ -	\$ -	\$ -	\$ -	\$ -	\$ -
\$ -	\$ -	\$ -	\$ -	\$ -	\$ -	\$ -	\$ -
\$ -	\$ -	\$ -	\$ -	\$ -	\$ -	\$ -	\$ -
\$ -	\$ -	\$ -	\$ -	\$ -	\$ -	\$ -	\$ -
\$ -	\$ -	\$ -	\$ -	\$ -	\$ -	\$ -	\$ -
\$ -	\$ -	\$ -	\$ -	\$ -	\$ -	\$ -	\$ -
\$ -	\$ -	\$ -	\$ -	\$ -	\$ -	\$ -	\$ -
\$ -	\$ -	\$ -	\$ -	\$ -	\$ -	\$ -	\$ -
\$ -	\$ -	\$ -	\$ -	\$ -	\$ -	\$ -	\$ -
\$ -	\$ -	\$ -	\$ -	\$ -	\$ -	\$ -	\$ -
\$ -	\$ -	\$ -	\$ -	\$ -	\$ -	\$ -	\$ -
\$ -	\$ -	\$ -	\$ -	\$ -	\$ -	\$ -	\$ -
\$ -	\$ -	\$ -	\$ -	\$ -	\$ -	\$ -	\$ -
\$ -	\$ -	\$ -	\$ -	\$ -	\$ -	\$ -	\$ -
\$ -	\$ -	\$ -	\$ -	\$ -	\$ -	\$ -	\$ -
\$ -	\$ -	\$ -	\$ -	\$ -	\$ -	\$ -	\$ -

GENERAL FUND ACCOUNTS COVERING THE PERIOD JULY 1, 2014, to JUNE 30, 2015
ESTIMATE OF NEEDS FOR 2015-2016

EXHIBIT "A"

4h

Schedule 8(h), Report Of Prior Year's Expenditures				
DEPARTMENTS OF GOVERNMENT APPROPRIATED ACCOUNTS	FISCAL YEAR ENDING JUNE 30, 2014			
	RESERVES	WARRANTS	BALANCE	ORIGINAL
	6-30-2014	SINCE ISSUED	LAPSED APPROPRIATIONS	APPROPRIATIONS
65				
65a Personal Services	\$ -	\$ -	\$ -	\$ -
65b Part Time Help	\$ -	\$ -	\$ -	\$ -
65c Travel	\$ -	\$ -	\$ -	\$ -
65d Maintenance and Operation	\$ -	\$ -	\$ -	\$ -
65e Capital Outlay	\$ -	\$ -	\$ -	\$ -
65f Intergovernmental	\$ -	\$ -	\$ -	\$ -
65g Other -	\$ -	\$ -	\$ -	\$ -
65h Other -	\$ -	\$ -	\$ -	\$ -
65 Total	\$ -	\$ -	\$ -	\$ -
66				
66a Personal Services	\$ -	\$ -	\$ -	\$ -
66b Part Time Help	\$ -	\$ -	\$ -	\$ -
66c Travel	\$ -	\$ -	\$ -	\$ -
66d Maintenance and Operation	\$ -	\$ -	\$ -	\$ -
66e Capital Outlay	\$ -	\$ -	\$ -	\$ -
66f Intergovernmental	\$ -	\$ -	\$ -	\$ -
66g Other -	\$ -	\$ -	\$ -	\$ -
66h Other -	\$ -	\$ -	\$ -	\$ -
66 Total	\$ -	\$ -	\$ -	\$ -
67				
67a Personal Services	\$ -	\$ -	\$ -	\$ -
67b Part Time Help	\$ -	\$ -	\$ -	\$ -
67c Travel	\$ -	\$ -	\$ -	\$ -
67d Maintenance and Operation	\$ -	\$ -	\$ -	\$ -
67e Capital Outlay	\$ -	\$ -	\$ -	\$ -
67f Intergovernmental	\$ -	\$ -	\$ -	\$ -
67g Other -	\$ -	\$ -	\$ -	\$ -
67h Other -	\$ -	\$ -	\$ -	\$ -
67 Total	\$ -	\$ -	\$ -	\$ -
68				
68a Personal Services	\$ -	\$ -	\$ -	\$ -
68b Part Time Help	\$ -	\$ -	\$ -	\$ -
68c Travel	\$ -	\$ -	\$ -	\$ -
68d Maintenance and Operation	\$ -	\$ -	\$ -	\$ -
68e Capital Outlay	\$ -	\$ -	\$ -	\$ -
68f Intergovernmental	\$ -	\$ -	\$ -	\$ -
68g Other -	\$ -	\$ -	\$ -	\$ -
68 Total	\$ -	\$ -	\$ -	\$ -
69				
69a Personal Services	\$ -	\$ -	\$ -	\$ -
69b Part Time Help	\$ -	\$ -	\$ -	\$ -
69c Travel	\$ -	\$ -	\$ -	\$ -
69d Maintenance and Operation	\$ -	\$ -	\$ -	\$ -
69e Capital Outlay	\$ -	\$ -	\$ -	\$ -
69f Intergovernmental	\$ -	\$ -	\$ -	\$ -
69g Other -	\$ -	\$ -	\$ -	\$ -
69 Total	\$ -	\$ -	\$ -	\$ -

GENERAL FUND ACCOUNTS COVERING THE PERIOD JULY 1, 2014, to JUNE 30, 2015
ESTIMATE OF NEEDS FOR 2015-2016

						Governmental Budget Accounts	
FISCAL YEAR ENDING JUNE 30, 2015						FISCAL YEAR 2015-2016	
SUPPLEMENTAL		NET AMOUNT	WARRANTS	RESERVES	LAPSED	NEEDS AS	APPROVED BY
ADJUSTMENTS		OF	ISSUED		BALANCE	ESTIMATED BY	COUNTY
ADDED		APPROPRIATIONS			KNOWN TO BE	GOVERNING	EXCISE
CANCELLED					UNENCUMBERED	BOARD	BOARD
\$ -	\$ -	\$ -	\$ -	\$ -	\$ -	\$ -	\$ -
\$ -	\$ -	\$ -	\$ -	\$ -	\$ -	\$ -	\$ -
\$ -	\$ -	\$ -	\$ -	\$ -	\$ -	\$ -	\$ -
\$ -	\$ -	\$ -	\$ -	\$ -	\$ -	\$ -	\$ -
\$ -	\$ -	\$ -	\$ -	\$ -	\$ -	\$ -	\$ -
\$ -	\$ -	\$ -	\$ -	\$ -	\$ -	\$ -	\$ -
\$ -	\$ -	\$ -	\$ -	\$ -	\$ -	\$ -	\$ -
\$ -	\$ -	\$ -	\$ -	\$ -	\$ -	\$ -	\$ -
\$ -	\$ -	\$ -	\$ -	\$ -	\$ -	\$ -	\$ -
\$ -	\$ -	\$ -	\$ -	\$ -	\$ -	\$ -	\$ -
\$ -	\$ -	\$ -	\$ -	\$ -	\$ -	\$ -	\$ -
\$ -	\$ -	\$ -	\$ -	\$ -	\$ -	\$ -	\$ -
\$ -	\$ -	\$ -	\$ -	\$ -	\$ -	\$ -	\$ -
\$ -	\$ -	\$ -	\$ -	\$ -	\$ -	\$ -	\$ -
\$ -	\$ -	\$ -	\$ -	\$ -	\$ -	\$ -	\$ -
\$ -	\$ -	\$ -	\$ -	\$ -	\$ -	\$ -	\$ -
\$ -	\$ -	\$ -	\$ -	\$ -	\$ -	\$ -	\$ -
\$ -	\$ -	\$ -	\$ -	\$ -	\$ -	\$ -	\$ -
\$ -	\$ -	\$ -	\$ -	\$ -	\$ -	\$ -	\$ -
\$ -	\$ -	\$ -	\$ -	\$ -	\$ -	\$ -	\$ -
\$ -	\$ -	\$ -	\$ -	\$ -	\$ -	\$ -	\$ -
\$ -	\$ -	\$ -	\$ -	\$ -	\$ -	\$ -	\$ -
\$ -	\$ -	\$ -	\$ -	\$ -	\$ -	\$ -	\$ -
\$ -	\$ -	\$ -	\$ -	\$ -	\$ -	\$ -	\$ -
\$ -	\$ -	\$ -	\$ -	\$ -	\$ -	\$ -	\$ -
\$ -	\$ -	\$ -	\$ -	\$ -	\$ -	\$ -	\$ -
\$ -	\$ -	\$ -	\$ -	\$ -	\$ -	\$ -	\$ -
\$ -	\$ -	\$ -	\$ -	\$ -	\$ -	\$ -	\$ -
\$ -	\$ -	\$ -	\$ -	\$ -	\$ -	\$ -	\$ -
\$ -	\$ -	\$ -	\$ -	\$ -	\$ -	\$ -	\$ -
\$ -	\$ -	\$ -	\$ -	\$ -	\$ -	\$ -	\$ -
\$ -	\$ -	\$ -	\$ -	\$ -	\$ -	\$ -	\$ -
\$ -	\$ -	\$ -	\$ -	\$ -	\$ -	\$ -	\$ -
\$ -	\$ -	\$ -	\$ -	\$ -	\$ -	\$ -	\$ -
\$ -	\$ -	\$ -	\$ -	\$ -	\$ -	\$ -	\$ -
\$ -	\$ -	\$ -	\$ -	\$ -	\$ -	\$ -	\$ -
\$ -	\$ -	\$ -	\$ -	\$ -	\$ -	\$ -	\$ -
\$ -	\$ -	\$ -	\$ -	\$ -	\$ -	\$ -	\$ -
\$ -	\$ -	\$ -	\$ -	\$ -	\$ -	\$ -	\$ -
\$ -	\$ -	\$ -	\$ -	\$ -	\$ -	\$ -	\$ -
\$ -	\$ -	\$ -	\$ -	\$ -	\$ -	\$ -	\$ -
\$ -	\$ -	\$ -	\$ -	\$ -	\$ -	\$ -	\$ -
\$ -	\$ -	\$ -	\$ -	\$ -	\$ -	\$ -	\$ -

GENERAL FUND ACCOUNTS COVERING THE PERIOD JULY 1, 2014, to JUNE 30, 2015
ESTIMATE OF NEEDS FOR 2015-2016

EXHIBIT "A"

4i

Schedule 8(i), Report Of Prior Year's Expenditures				
DEPARTMENTS OF GOVERNMENT APPROPRIATED ACCOUNTS	FISCAL YEAR ENDING JUNE 30, 2014			
	RESERVES	WARRANTS	BALANCE	ORIGINAL
	6-30-2014	SINCE ISSUED	LAPSED APPROPRIATIONS	APPROPRIATIONS
80 HIGHWAY BUDGET ACCOUNT:				
80a Personal Services	\$ -	\$ -	\$ -	\$ -
80b Part Time Help	\$ -	\$ -	\$ -	\$ -
80c Travel	\$ -	\$ -	\$ -	\$ -
80d Maintenance and Operation	\$ 37,379.83	\$ 36,153.36	\$ 1,226.47	\$ 1,010,714.40
80e Capital Outlay	\$ 19,943.00	\$ 19,943.00	\$ -	\$ -
80f Intergovernmental	\$ -	\$ -	\$ -	\$ -
80g Other -	\$ -	\$ -	\$ -	\$ -
80h Other -	\$ -	\$ -	\$ -	\$ -
80j Other -	\$ -	\$ -	\$ -	\$ -
80 Total	\$ 57,322.83	\$ 56,096.36	\$ 1,226.47	\$ 1,010,714.40
82 COUNTY AUDIT BUDGET ACCOUNT:				
82a Salaries and Expense of Audit and Report	\$ -	\$ -	\$ -	\$ 24,072.05
82b Intergovernmental	\$ -	\$ -	\$ -	\$ -
82c Other -	\$ -	\$ -	\$ -	\$ -
82 Total	\$ -	\$ -	\$ -	\$ 24,072.05
83 COUNTY CEMETARY ACCOUNT:				
83a Personal Services	\$ -	\$ -	\$ -	\$ -
83b Part Time Help	\$ -	\$ -	\$ -	\$ -
83c Travel	\$ -	\$ -	\$ -	\$ -
83d Maintenance and Operation	\$ -	\$ -	\$ -	\$ -
83e Capital Outlay	\$ -	\$ -	\$ -	\$ -
83f Intergovernmental	\$ -	\$ -	\$ -	\$ -
83g Other -	\$ -	\$ -	\$ -	\$ -
83h Other -	\$ -	\$ -	\$ -	\$ -
83 Total	\$ -	\$ -	\$ -	\$ -
84 FREE FAIR BUDGET ACCOUNT:				
84a Personal Services	\$ -	\$ -	\$ -	\$ -
84b Part Time Help	\$ -	\$ -	\$ -	\$ -
84c Travel	\$ -	\$ -	\$ -	\$ -
84d Maintenance and Operation	\$ -	\$ -	\$ -	\$ 35,000.00
84e Capital Outlay	\$ -	\$ -	\$ -	\$ -
84f Intergovernmental	\$ -	\$ -	\$ -	\$ -
84g Premiums and Awards	\$ -	\$ -	\$ -	\$ -
84h Other -	\$ -	\$ -	\$ -	\$ -
84i Other -	\$ -	\$ -	\$ -	\$ -
84 Total	\$ -	\$ -	\$ -	\$ 35,000.00
86 FREE FAIR IMPROVEMENT ACCOUNT:				
86a Personal Services	\$ -	\$ -	\$ -	\$ -
86b Part Time Help	\$ -	\$ -	\$ -	\$ -
86c Travel	\$ -	\$ -	\$ -	\$ -
86d Maintenance and Operation	\$ -	\$ -	\$ -	\$ -
86e Capital Outlay	\$ -	\$ -	\$ -	\$ -
86f Intergovernmental	\$ -	\$ -	\$ -	\$ -
86g Other -	\$ -	\$ -	\$ -	\$ -
86h Other -	\$ -	\$ -	\$ -	\$ -
86 Total	\$ -	\$ -	\$ -	\$ -

GENERAL FUND ACCOUNTS COVERING THE PERIOD JULY 1, 2014, to JUNE 30, 2015
ESTIMATE OF NEEDS FOR 2015-2016

FISCAL YEAR ENDING JUNE 30, 2015						Governmental Budget Accounts	
						FISCAL YEAR 2015-2016	
SUPPLEMENTAL ADJUSTMENTS		NET AMOUNT OF APPROPRIATIONS	WARRANTS ISSUED	RESERVES	LAPSED BALANCE KNOWN TO BE UNENCUMBERED	NEEDS AS ESTIMATED BY GOVERNING BOARD	APPROVED BY COUNTY EXCISE BOARD
ADDED	CANCELLED						
\$ -	\$ -	\$ -	\$ -	\$ -	\$ -	\$ -	\$ -
\$ -	\$ -	\$ -	\$ -	\$ -	\$ -	\$ -	\$ -
\$ -	\$ -	\$ -	\$ -	\$ -	\$ -	\$ -	\$ -
\$ 217,598.52	\$ -	\$ 1,228,312.92	\$ 733,136.18	\$ 4,161.45	\$ 491,015.29	\$ 1,419,530.61	\$ 1,419,530.61
\$ 95,908.00	\$ -	\$ 95,908.00	\$ 70,700.00	\$ 25,208.00	\$ -	\$ -	\$ -
\$ -	\$ -	\$ -	\$ -	\$ -	\$ -	\$ -	\$ -
\$ -	\$ -	\$ -	\$ -	\$ -	\$ -	\$ -	\$ -
\$ -	\$ -	\$ -	\$ -	\$ -	\$ -	\$ -	\$ -
\$ -	\$ -	\$ -	\$ -	\$ -	\$ -	\$ -	\$ -
\$ 313,506.52	\$ -	\$ 1,324,220.92	\$ 803,836.18	\$ 29,369.45	\$ 491,015.29	\$ 1,419,530.61	\$ 1,419,530.61
\$ -	\$ -	\$ 24,072.05	\$ 1,942.83	\$ -	\$ 22,129.22	\$ 30,779.34	\$ 30,779.34
\$ -	\$ -	\$ -	\$ -	\$ -	\$ -	\$ -	\$ -
\$ -	\$ -	\$ -	\$ -	\$ -	\$ -	\$ -	\$ -
\$ -	\$ -	\$ 24,072.05	\$ 1,942.83	\$ -	\$ 22,129.22	\$ 30,779.34	\$ 30,779.34
\$ -	\$ -	\$ -	\$ -	\$ -	\$ -	\$ -	\$ -
\$ -	\$ -	\$ -	\$ -	\$ -	\$ -	\$ -	\$ -
\$ -	\$ -	\$ -	\$ -	\$ -	\$ -	\$ -	\$ -
\$ -	\$ -	\$ -	\$ -	\$ -	\$ -	\$ -	\$ -
\$ -	\$ -	\$ -	\$ -	\$ -	\$ -	\$ -	\$ -
\$ -	\$ -	\$ -	\$ -	\$ -	\$ -	\$ -	\$ -
\$ -	\$ -	\$ -	\$ -	\$ -	\$ -	\$ -	\$ -
\$ -	\$ -	\$ -	\$ -	\$ -	\$ -	\$ -	\$ -
\$ -	\$ -	\$ -	\$ -	\$ -	\$ -	\$ -	\$ -
\$ -	\$ -	\$ -	\$ -	\$ -	\$ -	\$ -	\$ -
\$ -	\$ -	\$ -	\$ -	\$ -	\$ -	\$ -	\$ -
\$ -	\$ -	\$ 35,000.00	\$ 35,000.00	\$ -	\$ -	\$ 37,500.00	\$ 35,000.00
\$ -	\$ -	\$ -	\$ -	\$ -	\$ -	\$ -	\$ -
\$ -	\$ -	\$ -	\$ -	\$ -	\$ -	\$ -	\$ -
\$ -	\$ -	\$ -	\$ -	\$ -	\$ -	\$ -	\$ -
\$ -	\$ -	\$ -	\$ -	\$ -	\$ -	\$ -	\$ -
\$ -	\$ -	\$ -	\$ -	\$ -	\$ -	\$ -	\$ -
\$ -	\$ -	\$ -	\$ -	\$ -	\$ -	\$ -	\$ -
\$ -	\$ -	\$ -	\$ -	\$ -	\$ -	\$ -	\$ -
\$ -	\$ -	\$ 35,000.00	\$ 35,000.00	\$ -	\$ -	\$ 37,500.00	\$ 35,000.00
\$ -	\$ -	\$ -	\$ -	\$ -	\$ -	\$ -	\$ -
\$ -	\$ -	\$ -	\$ -	\$ -	\$ -	\$ -	\$ -
\$ -	\$ -	\$ -	\$ -	\$ -	\$ -	\$ -	\$ -
\$ -	\$ -	\$ -	\$ -	\$ -	\$ -	\$ -	\$ -
\$ -	\$ -	\$ -	\$ -	\$ -	\$ -	\$ -	\$ -
\$ -	\$ -	\$ -	\$ -	\$ -	\$ -	\$ -	\$ -
\$ -	\$ -	\$ -	\$ -	\$ -	\$ -	\$ -	\$ -
\$ -	\$ -	\$ -	\$ -	\$ -	\$ -	\$ -	\$ -
\$ -	\$ -	\$ -	\$ -	\$ -	\$ -	\$ -	\$ -
\$ -	\$ -	\$ -	\$ -	\$ -	\$ -	\$ -	\$ -
\$ -	\$ -	\$ -	\$ -	\$ -	\$ -	\$ -	\$ -

GENERAL FUND ACCOUNTS COVERING THE PERIOD JULY 1, 2014, to JUNE 30, 2015
ESTIMATE OF NEEDS FOR 2015-2016

EXHIBIT "A"

4j

Schedule 8(j), Report Of Prior Year's Expenditures				
DEPARTMENTS OF GOVERNMENT APPROPRIATED ACCOUNTS	FISCAL YEAR ENDING JUNE 30, 2014			ORIGINAL APPROPRIATIONS
	RESERVES 6-30-2014	WARRANTS SINCE ISSUED	BALANCE LAPSED APPROPRIATIONS	
87 LIBRARY BUDGET ACCOUNT:				
87a Personal Services	\$ -	\$ -	\$ -	\$ -
87b Part Time Help	\$ -	\$ -	\$ -	\$ -
87c Travel	\$ -	\$ -	\$ -	\$ -
87d Maintenance and Operation	\$ -	\$ -	\$ -	\$ -
87e Capital Outlay	\$ -	\$ -	\$ -	\$ -
87f Intergovernmental	\$ -	\$ -	\$ -	\$ -
87g Other -	\$ -	\$ -	\$ -	\$ -
87 Total	\$ -	\$ -	\$ -	\$ -
88 PUBLIC HEALTH BUDGET ACCOUNT:				
88a Personal Services	\$ -	\$ -	\$ -	\$ -
88b Part Time Help	\$ -	\$ -	\$ -	\$ -
88c Travel	\$ -	\$ -	\$ -	\$ -
88d Maintenance and Operation	\$ -	\$ -	\$ -	\$ -
88e Capital Outlay	\$ -	\$ -	\$ -	\$ -
88f Intergovernmental	\$ -	\$ -	\$ -	\$ -
88g Other -	\$ -	\$ -	\$ -	\$ -
88h Other -	\$ -	\$ -	\$ -	\$ -
88 Total	\$ -	\$ -	\$ -	\$ -
89 COUNTY HOSPITAL BUDGET ACCOUNT:				
89a Personal Services	\$ -	\$ -	\$ -	\$ -
89b Part Time Help	\$ -	\$ -	\$ -	\$ -
89c Travel	\$ -	\$ -	\$ -	\$ -
89d Maintenance and Operation	\$ -	\$ -	\$ -	\$ -
89e Capital Outlay	\$ -	\$ -	\$ -	\$ -
89f Intergovernmental	\$ -	\$ -	\$ -	\$ -
89g .25 Mills	\$ -	\$ -	\$ -	\$ 20,253.70
89h Other -	\$ -	\$ -	\$ -	\$ -
89 Total	\$ -	\$ -	\$ -	\$ 20,253.70
90 CHILD GUIDANCE CLINIC				
90a Personal Services	\$ -	\$ -	\$ -	\$ -
90b Part Time Help	\$ -	\$ -	\$ -	\$ -
90c Travel	\$ -	\$ -	\$ -	\$ -
90d Maintenance and Operation	\$ -	\$ -	\$ -	\$ -
90e Capital Outlay	\$ -	\$ -	\$ -	\$ -
90f Intergovernmental	\$ -	\$ -	\$ -	\$ -
90g Other -	\$ -	\$ -	\$ -	\$ -
90 Total	\$ -	\$ -	\$ -	\$ -
91 TICK ERADICATION ACCOUNT:				
91a Personal Services	\$ -	\$ -	\$ -	\$ -
91b Part Time Help	\$ -	\$ -	\$ -	\$ -
91c Travel	\$ -	\$ -	\$ -	\$ -
91d Maintenance and Operation	\$ -	\$ -	\$ -	\$ -
91e Capital Outlay	\$ -	\$ -	\$ -	\$ -
91f Intergovernmental	\$ -	\$ -	\$ -	\$ -
91g Other -	\$ -	\$ -	\$ -	\$ -
91h Other -	\$ -	\$ -	\$ -	\$ -
91 Total	\$ -	\$ -	\$ -	\$ -

GENERAL FUND ACCOUNTS COVERING THE PERIOD JULY 1, 2014, to JUNE 30, 2015
ESTIMATE OF NEEDS FOR 2015-2016

EXHIBIT "A"

4k

Schedule 8(k), Report Of Prior Year's Expenditures				
DEPARTMENTS OF GOVERNMENT APPROPRIATED ACCOUNTS	FISCAL YEAR ENDING JUNE 30, 2014			ORIGINAL APPROPRIATIONS
	RESERVES 6-30-2014	WARRANTS SINCE ISSUED	BALANCE LAPSED APPROPRIATIONS	
92 BUILDING MAINTENANCE ACCOUNT:				
92a Personal Services	\$ -	\$ -	\$ -	\$ -
92b Part Time Help	\$ -	\$ -	\$ -	\$ -
92c Travel	\$ -	\$ -	\$ -	\$ -
92d Maintenance and Operation	\$ -	\$ -	\$ -	\$ -
92e Capital Outlay	\$ -	\$ -	\$ -	\$ -
92f Intergovernmental	\$ -	\$ -	\$ -	\$ -
92g Other -	\$ -	\$ -	\$ -	\$ -
92h Other -	\$ -	\$ -	\$ -	\$ -
92j Other -	\$ -	\$ -	\$ -	\$ -
92 Total	\$ -	\$ -	\$ -	\$ -
93 AMBULANCE				
93a Personal Services	\$ -	\$ -	\$ -	\$ -
93b Part Time Help	\$ -	\$ -	\$ -	\$ -
93c Travel	\$ -	\$ -	\$ -	\$ -
93d Maintenance and Operation	\$ -	\$ -	\$ -	\$ 244,730.93
93e Capital Outlay	\$ -	\$ -	\$ -	\$ -
93f Intergovernmental	\$ -	\$ -	\$ -	\$ -
93g Other -	\$ -	\$ -	\$ -	\$ -
93h Other -	\$ -	\$ -	\$ -	\$ -
93 Total	\$ -	\$ -	\$ -	\$ 244,730.93
94				
94a Personal Services	\$ -	\$ -	\$ -	\$ -
94b Part Time Help	\$ -	\$ -	\$ -	\$ -
94c Travel	\$ -	\$ -	\$ -	\$ -
94d Maintenance and Operation	\$ -	\$ -	\$ -	\$ -
94e Capital Outlay	\$ -	\$ -	\$ -	\$ -
94f Intergovernmental	\$ -	\$ -	\$ -	\$ -
94g Other -	\$ -	\$ -	\$ -	\$ -
94h Other -	\$ -	\$ -	\$ -	\$ -
94 Total	\$ -	\$ -	\$ -	\$ -
98 OTHER USE:				
98a Other Deductions	\$ -	\$ -	\$ -	\$ -
98 Total	\$ -	\$ -	\$ -	\$ -
TOTAL GENERAL FUND ACCOUNT	\$ 98,945.32	\$ 97,375.61	\$ 1,569.71	\$ 3,158,465.76
SUBJECT TO WARRANT ISSUE:				
99 Provision for Interest on Warrants	\$ -	\$ -	\$ -	\$ -
GRAND TOTAL GENERAL FUND	\$ 98,945.32	\$ 97,375.61	\$ 1,569.71	\$ 3,158,465.76

ESTIMATE OF NEEDS FOR THE FISCAL YEAR
PURPOSE:
Current Expense
Pro rata share of County Assessor's Budget as determined by County Excise Board
(This amount is included in the appropriated account "17 Revaluation of Real Property".)
GRAND TOTAL - General Fund

GENERAL FUND ACCOUNTS COVERING THE PERIOD JULY 1, 2014, to JUNE 30, 2015
ESTIMATE OF NEEDS FOR 2015-2016

FISCAL YEAR ENDING JUNE 30, 2015						Governmental Budget Accounts FISCAL YEAR 2015-2016	
SUPPLEMENTAL ADJUSTMENTS		NET AMOUNT OF APPROPRIATIONS	WARRANTS ISSUED	RESERVES	LAPSED BALANCE KNOWN TO BE UNENCUMBERED	NEEDS AS ESTIMATED BY GOVERNING BOARD	APPROVED BY COUNTY EXCISE BOARD
ADDED	CANCELLED						
\$ -	\$ -	\$ -	\$ -	\$ -	\$ -	\$ -	\$ -
\$ -	\$ -	\$ -	\$ -	\$ -	\$ -	\$ -	\$ -
\$ -	\$ -	\$ -	\$ -	\$ -	\$ -	\$ -	\$ -
\$ -	\$ -	\$ -	\$ -	\$ -	\$ -	\$ -	\$ -
\$ -	\$ -	\$ -	\$ -	\$ -	\$ -	\$ -	\$ -
\$ -	\$ -	\$ -	\$ -	\$ -	\$ -	\$ -	\$ -
\$ -	\$ -	\$ -	\$ -	\$ -	\$ -	\$ -	\$ -
\$ -	\$ -	\$ -	\$ -	\$ -	\$ -	\$ -	\$ -
\$ -	\$ -	\$ -	\$ -	\$ -	\$ -	\$ -	\$ -
\$ -	\$ -	\$ -	\$ -	\$ -	\$ -	\$ -	\$ -
\$ -	\$ -	\$ -	\$ -	\$ -	\$ -	\$ -	\$ -
\$ -	\$ -	\$ -	\$ -	\$ -	\$ -	\$ -	\$ -
\$ -	\$ -	\$ -	\$ -	\$ -	\$ -	\$ -	\$ -
\$ -	\$ -	\$ -	\$ -	\$ -	\$ -	\$ -	\$ -
\$ -	\$ -	\$ -	\$ -	\$ -	\$ -	\$ -	\$ -
\$ -	\$ -	\$ -	\$ -	\$ -	\$ -	\$ -	\$ -
\$ -	\$ -	\$ -	\$ -	\$ -	\$ -	\$ -	\$ -
\$ -	\$ -	\$ -	\$ -	\$ -	\$ -	\$ -	\$ -
\$ 184,320.00	\$ -	\$ 429,050.93	\$ 323,390.00	\$ -	\$ 105,660.93	\$ 291,657.44	\$ 291,657.44
\$ -	\$ -	\$ -	\$ -	\$ -	\$ -	\$ -	\$ -
\$ -	\$ -	\$ -	\$ -	\$ -	\$ -	\$ -	\$ -
\$ -	\$ -	\$ -	\$ -	\$ -	\$ -	\$ -	\$ -
\$ -	\$ -	\$ -	\$ -	\$ -	\$ -	\$ -	\$ -
\$ -	\$ -	\$ -	\$ -	\$ -	\$ -	\$ -	\$ -
\$ -	\$ -	\$ -	\$ -	\$ -	\$ -	\$ -	\$ -
\$ -	\$ -	\$ -	\$ -	\$ -	\$ -	\$ -	\$ -
\$ -	\$ -	\$ -	\$ -	\$ -	\$ -	\$ -	\$ -
\$ -	\$ -	\$ -	\$ -	\$ -	\$ -	\$ -	\$ -
\$ -	\$ -	\$ -	\$ -	\$ -	\$ -	\$ -	\$ -
\$ -	\$ -	\$ -	\$ -	\$ -	\$ -	\$ -	\$ -
\$ -	\$ -	\$ -	\$ -	\$ -	\$ -	\$ -	\$ -
\$ -	\$ -	\$ -	\$ -	\$ -	\$ -	\$ -	\$ -
\$ -	\$ -	\$ -	\$ -	\$ -	\$ -	\$ -	\$ -
\$ 184,320.00	\$ -	\$ 429,050.93	\$ 323,390.00	\$ -	\$ 105,660.93	\$ 291,657.44	\$ 291,657.44
\$ -	\$ -	\$ -	\$ -	\$ -	\$ -	\$ -	\$ -
\$ -	\$ -	\$ -	\$ -	\$ -	\$ -	\$ -	\$ -
\$ -	\$ -	\$ -	\$ -	\$ -	\$ -	\$ -	\$ -
\$ -	\$ -	\$ -	\$ -	\$ -	\$ -	\$ -	\$ -
\$ -	\$ -	\$ -	\$ -	\$ -	\$ -	\$ -	\$ -
\$ -	\$ -	\$ -	\$ -	\$ -	\$ -	\$ -	\$ -
\$ -	\$ -	\$ -	\$ -	\$ -	\$ -	\$ -	\$ -
\$ -	\$ -	\$ -	\$ -	\$ -	\$ -	\$ -	\$ -
\$ -	\$ -	\$ -	\$ -	\$ -	\$ -	\$ -	\$ -
\$ -	\$ -	\$ -	\$ -	\$ -	\$ -	\$ -	\$ -
\$ -	\$ -	\$ -	\$ -	\$ -	\$ -	\$ -	\$ -
\$ -	\$ -	\$ -	\$ -	\$ -	\$ -	\$ -	\$ -
\$ -	\$ -	\$ -	\$ -	\$ -	\$ -	\$ -	\$ -
\$ -	\$ -	\$ -	\$ -	\$ -	\$ -	\$ -	\$ -
\$ -	\$ -	\$ -	\$ -	\$ -	\$ -	\$ -	\$ -
\$ -	\$ -	\$ -	\$ -	\$ -	\$ -	\$ -	\$ -
\$ -	\$ -	\$ -	\$ -	\$ -	\$ -	\$ -	\$ -
\$ 603,686.49	\$ 75,174.26	\$ 3,686,977.99	\$ 2,737,938.84	\$ 57,168.29	\$ 891,870.86	\$ 5,103,294.99	\$ 3,903,384.26
\$ -	\$ -	\$ -	\$ -	\$ -	\$ -	\$ -	\$ -
\$ -	\$ -	\$ -	\$ -	\$ -	\$ -	\$ -	\$ -
\$ 603,686.49	\$ 75,174.26	\$ 3,686,977.99	\$ 2,737,938.84	\$ 57,168.29	\$ 891,870.86	\$ 5,103,294.99	\$ 3,903,384.26

	Estimate of Needs by Governing Board	Approved by County Excise Board
	\$ 5,078,130.46	\$ 3,878,219.73
	\$ 25,164.53	\$ 25,164.53
	\$ 5,103,294.99	\$ 3,903,384.26

HIGHWAY FUND ACCOUNTS COVERING THE PERIOD JULY 1, 2014, to JUNE 30, 2015
ESTIMATE OF NEEDS FOR 2015-2016

EXHIBIT "D"

1

Schedule 1, Current Balance Sheet - June 30, 2015	
	Amount
ASSETS:	
Cash Balance June 30, 2015	\$ 1,365,485.62
Investments	\$ -
TOTAL ASSETS	\$ 1,365,485.62
LIABILITIES AND RESERVES:	
Warrants Outstanding	\$ 95,424.60
Reserve for Interest on Warrants	\$ -
Reserves From Schedule 8	\$ 13,686.49
TOTAL LIABILITIES AND RESERVES	\$ 109,111.09
CASH FUND BALANCE JUNE 30, 2015	\$ 1,256,374.53
TOTAL LIABILITIES, RESERVES AND CASH FUND BALANCE	\$ 1,365,485.62

Schedule 5, Expenditures Highway Fund Cash Accounts of Current and All Prior Years	
CURRENT AND ALL PRIOR YEARS	2014-2015
Cash Balance Reported to Excise Board 6-30-2014	\$ -
Cash Fund Balance Transferred Out	\$ -
Cash Fund Balance Transferred In	\$ 1,218,935.67
Adjusted Cash Balance	\$ 1,218,935.67
Miscellaneous Revenue (Schedule 4)	\$ 2,305,461.33
Cash Fund Balance Forward From Preceding Year	\$ 55.39
Prior Expenditures Recovered	\$ -
TOTAL RECEIPTS	\$ 2,305,516.72
TOTAL RECEIPTS AND BALANCE	\$ 3,524,452.39
Warrants of Year in Caption	\$ 2,158,966.77
Interest Paid Thereon	\$ -
TOTAL DISBURSEMENTS	\$ 2,158,966.77
CASH BALANCE JUNE 30, 2015	\$ 1,365,485.62
Reserve for Warrants Outstanding	\$ 95,424.60
Reserve for Interest on Warrants	\$ -
Reserves From Schedule 8	\$ 13,686.49
TOTAL LIABILITES AND RESERVE	\$ 109,111.09
DEFICIT: (Red Figure)	\$ -
CASH BALANCE FORWARD TO SUCCEEDING YEAR	\$ 1,256,374.53

Schedule 6, General Fund Warrant Account of Current and All Prior Years	
CURRENT AND ALL PRIOR YEARS	TOTAL
Warrants Outstanding 6-30-2014 of Year in Caption	\$ 130,335.53
Warrants Registered During Year	\$ 2,256,892.10
TOTAL	\$ 2,387,227.63
Warrants Paid During Year	\$ 2,291,747.64
Warrants Converted to Bonds or Judgements	\$ -
Warrants Cancelled	\$ -
Warrants Estopped by Statute	\$ 55.39
TOTAL WARRANTS RETIRED	\$ 2,291,803.03
BALANCE WARRANTS OUTSTANDING JUNE 30, 2015	\$ 95,424.60

HIGHWAY FUND ACCOUNTS COVERING THE PERIOD JULY 1, 2014, to JUNE 30, 2015
ESTIMATE OF NEEDS FOR 2015-2016

Schedule 2, Revenue and Requirements - 2015-2016		
	Detail	Total
REVENUE:		
Cash Balance June 30, 2014	\$ 1,218,935.67	
Cash Fund Balance Transferred From Prior Years	\$ 55.39	
Miscellaneous Revenue Apportioned	\$ 2,305,461.33	
TOTAL REVENUE		\$ 3,524,452.39
REQUIREMENTS:		
Claims Paid by Warrants Issued & Transfer Fees Apportioned	\$ 2,254,391.37	
Reserves From Schedule 8	\$ 13,686.49	
Interest Paid on Warrants	\$ -	
Reserve for Interest on Warrants	\$ -	
TOTAL REQUIREMENTS		\$ 2,268,077.86
ADD: CASH FUND BALANCE AS PER BALANCE SHEET 6-30-2015		\$ 1,256,374.53
TOTAL REQUIREMENTS AND CASH FUND BALANCE		\$ 3,524,452.39

Schedule 5, (Continued)							
	2013-2014	2012-2013	2011-2012	2010-2011	2009-2010	2008-2009	TOTAL
\$ 1,351,771.93	\$ -	\$ -	\$ -	\$ -	\$ -	\$ -	\$ 1,351,771.93
\$ 1,218,935.67	\$ -	\$ -	\$ -	\$ -	\$ -	\$ -	\$ 1,218,935.67
\$ -	\$ -	\$ -	\$ -	\$ -	\$ -	\$ -	\$ 1,218,935.67
\$ 132,836.26	\$ -	\$ -	\$ -	\$ -	\$ -	\$ -	\$ 1,351,771.93
\$ -	\$ -	\$ -	\$ -	\$ -	\$ -	\$ -	\$ 2,305,461.33
\$ -	\$ -	\$ -	\$ -	\$ -	\$ -	\$ -	\$ 55.39
\$ -	\$ -	\$ -	\$ -	\$ -	\$ -	\$ -	\$ -
\$ -	\$ -	\$ -	\$ -	\$ -	\$ -	\$ -	\$ 2,305,516.72
\$ 132,836.26	\$ -	\$ -	\$ -	\$ -	\$ -	\$ -	\$ 3,657,288.65
\$ 132,780.87	\$ -	\$ -	\$ -	\$ -	\$ -	\$ -	\$ 2,291,747.64
\$ -	\$ -	\$ -	\$ -	\$ -	\$ -	\$ -	\$ -
\$ 132,780.87	\$ -	\$ -	\$ -	\$ -	\$ -	\$ -	\$ 2,291,747.64
\$ 55.39	\$ -	\$ -	\$ -	\$ -	\$ -	\$ -	\$ 1,365,541.01
\$ -	\$ -	\$ -	\$ -	\$ -	\$ -	\$ -	\$ 95,424.60
\$ -	\$ -	\$ -	\$ -	\$ -	\$ -	\$ -	\$ -
\$ -	\$ -	\$ -	\$ -	\$ -	\$ -	\$ -	\$ 13,686.49
\$ -	\$ -	\$ -	\$ -	\$ -	\$ -	\$ -	\$ 109,111.09
\$ -	\$ -	\$ -	\$ -	\$ -	\$ -	\$ -	\$ -
\$ 55.39	\$ -	\$ -	\$ -	\$ -	\$ -	\$ -	\$ 1,256,429.92

Schedule 6, (Continued)							
	2014-2015	2013-2014	2012-2013	2011-2012	2010-2011	2009-2010	2008-2009
\$ -	\$ 130,335.53	\$ -	\$ -	\$ -	\$ -	\$ -	\$ -
\$ 2,254,391.37	\$ 2,500.73	\$ -	\$ -	\$ -	\$ -	\$ -	\$ -
\$ 2,254,391.37	\$ 132,836.26	\$ -	\$ -	\$ -	\$ -	\$ -	\$ -
\$ 2,158,966.77	\$ 132,780.87	\$ -	\$ -	\$ -	\$ -	\$ -	\$ -
\$ -	\$ -	\$ -	\$ -	\$ -	\$ -	\$ -	\$ -
\$ -	\$ -	\$ -	\$ -	\$ -	\$ -	\$ -	\$ -
\$ -	\$ 55.39	\$ -	\$ -	\$ -	\$ -	\$ -	\$ -
\$ 2,158,966.77	\$ 132,836.26	\$ -	\$ -	\$ -	\$ -	\$ -	\$ -
\$ 95,424.60	\$ -	\$ -	\$ -	\$ -	\$ -	\$ -	\$ -

HIGHWAY FUND ACCOUNTS COVERING THE PERIOD JULY 1, 2014, to JUNE 30, 2015
ESTIMATE OF NEEDS FOR 2015-2016

EXHIBIT "D"

2a

Schedule 4, Miscellaneous Revenue		
SOURCE	2014-2015 ACCOUNT	
	AMOUNT ESTIMATED	ACTUALLY COLLECTED
1000 CHARGES FOR SERVICES		
1116 County Engineer Fees	\$ -	\$ -
1118 Other -	\$ -	\$ -
1119 Other -	\$ -	\$ -
1120 Other -	\$ -	\$ -
Total Charges For Services	\$ -	\$ -
INTERGOVERNMENTAL REVENUES:		
2000 INTERGOVERNMENTAL REVENUES - LOCAL SOURCES:		
2118 O.S.U. Extension Reimbursement	\$ -	\$ -
2121 Highway Budget Account Miscellaneous	\$ -	\$ -
2122 Local Participation (Project)	\$ -	\$ -
2123 Other -	\$ -	\$ -
2124 Other -	\$ -	\$ -
Total - Local Sources	\$ -	\$ -
3000 INTERGOVERNMENTAL REVENUES - STATE SOURCES:		
3120 County Sales Tax - OTC	\$ -	\$ -
3121 OTC- (0912) Gross Production Tax For Roads - Unrestricted	\$ -	\$ 2,207.94
3122 OTC- (1212) Diesel Fuel T68 Sec 500.7 4B For Roads - Unrestricted	\$ -	\$ -
3123 OTC- (2012) Diesel Fuel T68 Sec 500.7 4D For Roads - Unrestricted	\$ -	\$ 312,248.50
3124 OTC- (1612) Diesel Fuel - Restricted Road Maintenance - Primary	\$ -	\$ -
3125 OTC- (1112) Diesel Fuel T68 Sec 500.7 4C For Roads - Restricted	\$ -	\$ -
3126 OTC- (1012) Diesel Fuel T68 Sec 500.7 4A For Roads - Unrestricted	\$ -	\$ -
3127 OTC- (0312) Gas Excise T68 Sec 500.6 4D For Roads - Unrestricted	\$ -	\$ -
3128 OTC- (1412) Gas Excise T68 Sec 500.6 4B For Roads - Unrestricted	\$ -	\$ -
3129 OTC- (2112) Gas Excise T68 Sec 500.6 4E For Roads - Unrestricted	\$ -	\$ -
3130 OTC- (1712) Gas Excise - Restricted Road Maintenance - Primary	\$ -	\$ -
3131 OTC- (0212) Gas Excise T68 Sec 500.6 4C For Roads - Restricted	\$ -	\$ -
3132 OTC- (0112) Gas Excise T68 Sec 500.6 4A For Roads - Unrestricted	\$ -	\$ 863,374.63
3133 OTC- (0612) Special Fuel Use Tax 1/2¢ For Roads - Unrestricted	\$ -	\$ -
3134 OTC- (0712) Special Fuel .06¢ HB1061 For Roads -Unrestricted	\$ -	\$ -
3135 OTC- (0512) Special Fuel Tax 1¢ HB549 For Roads - Unrestricted	\$ -	\$ -
3136 OTC- (COR) Special Fuel 1/2¢ HB1450 For Roads - Unrestricted	\$ -	\$ 215.76
3137 OTC- (1912) Special Fuel-Restricted Road Maintenance - Primary	\$ -	\$ -
3138 OTC- (0412) Special Fuel Use Tax .065¢ For Roads - Unrestricted	\$ -	\$ -
3139 OTC- (0812) Motor Vehicle Collections For Roads - Unrestricted	\$ -	\$ 489,892.70
3140 OTC- (1812) Motor Vehicle Collections / County Roads - Restricted	\$ -	\$ 175,251.68
3141 OTC- (1312) Motor Vehicle Collections / Roads CRIF - Unrestricted	\$ -	\$ 297,446.15
3142 OTC- () Other -	\$ -	\$ -
3143 OTC- () Other -	\$ -	\$ -
3143 OTC- () Other -	\$ -	\$ -
Sub-Total - OTC	\$ -	\$ 2,140,637.36
3219 State Grants-Dist 2	\$ -	\$ 78,997.00
3221 Civil Defense Reimbursement	\$ -	\$ -
3222 Emergency Management Reimbursement	\$ -	\$ -
3224 Tick I Total Miscellaneous Revenue	\$ -	\$ -
3226 State Participation (Project)	\$ -	\$ -
3227 Other -	\$ -	\$ -
3228 Other -	\$ -	\$ -
Total State Sources	\$ -	\$ 2,219,634.36

HIGHWAY FUND ACCOUNTS COVERING THE PERIOD JULY 1, 2014, to JUNE 30, 2015
ESTIMATE OF NEEDS FOR 2015-2016

2014-2015 ACCOUNT OVER (UNDER)	BASIS AND LIMIT OF ENSUING ESTIMATE	2015-2016 ACCOUNT		
		CHARGEABLE INCOME	ESTIMATED BY GOVERNING BOARD	APPROVED BY EXCISE BOARD
\$ -	90.00%	\$ -	\$ -	\$ -
\$ -	90.00%	\$ -	\$ -	\$ -
\$ -	90.00%	\$ -	\$ -	\$ -
\$ -	90.00%	\$ -	\$ -	\$ -
\$ -		\$ -	\$ -	\$ -
\$ -				
\$ -	90.00%	\$ -	\$ -	\$ -
\$ -	90.00%	\$ -	\$ -	\$ -
\$ -	90.00%	\$ -	\$ -	\$ -
\$ -	90.00%	\$ -	\$ -	\$ -
\$ -	90.00%	\$ -	\$ -	\$ -
\$ -		\$ -	\$ -	\$ -
\$ -	90.00%	\$ -	\$ -	\$ -
\$ 2,207.94	0.00%	\$ -	\$ -	\$ -
\$ -	90.00%	\$ -	\$ -	\$ -
\$ 312,248.50	0.00%	\$ -	\$ -	\$ -
\$ -	90.00%	\$ -	\$ -	\$ -
\$ -	90.00%	\$ -	\$ -	\$ -
\$ -	90.00%	\$ -	\$ -	\$ -
\$ -	90.00%	\$ -	\$ -	\$ -
\$ -	90.00%	\$ -	\$ -	\$ -
\$ -	90.00%	\$ -	\$ -	\$ -
\$ -	90.00%	\$ -	\$ -	\$ -
\$ -	90.00%	\$ -	\$ -	\$ -
\$ -	90.00%	\$ -	\$ -	\$ -
\$ 863,374.63	0.00%	\$ -	\$ -	\$ -
\$ -	90.00%	\$ -	\$ -	\$ -
\$ -	90.00%	\$ -	\$ -	\$ -
\$ -	90.00%	\$ -	\$ -	\$ -
\$ 215.76	0.00%	\$ -	\$ -	\$ -
\$ -	90.00%	\$ -	\$ -	\$ -
\$ -	90.00%	\$ -	\$ -	\$ -
\$ 489,892.70	0.00%	\$ -	\$ -	\$ -
\$ 175,251.68	0.00%	\$ -	\$ -	\$ -
\$ 297,446.15	0.00%	\$ -	\$ -	\$ -
\$ -	90.00%	\$ -	\$ -	\$ -
\$ -	90.00%	\$ -	\$ -	\$ -
\$ -	90.00%	\$ -	\$ -	\$ -
\$ 2,140,637.36		\$ -	\$ -	\$ -
\$ 78,997.00	0.00%	\$ -	\$ -	\$ -
\$ -	90.00%	\$ -	\$ -	\$ -
\$ -	90.00%	\$ -	\$ -	\$ -
\$ -	90.00%	\$ -	\$ -	\$ -
\$ -	90.00%	\$ -	\$ -	\$ -
\$ -	90.00%	\$ -	\$ -	\$ -
\$ -	90.00%	\$ -	\$ -	\$ -
\$ 2,219,634.36		\$ -	\$ -	\$ -

HIGHWAY FUND ACCOUNTS COVERING THE PERIOD JULY 1, 2014, to JUNE 30, 2015
ESTIMATE OF NEEDS FOR 2015-2016

EXHIBIT "D"

2b

Schedule 4, Miscellaneous Revenue		
SOURCE	2014-2015 ACCOUNT	
	AMOUNT ESTIMATED	ACTUALLY COLLECTED
Continued from page 2a		
4000 INTERGOVERNMENTAL REVENUES - FEDERAL SOURCES:		
4112 Federal Grants	\$ -	\$ -
4113 J.T.P.A. Salary Reimbursement	\$ -	\$ -
4114 Federal Emergency Management Agency (FEMA)	\$ -	\$ -
4115 Federal Participation (Project)	\$ -	\$ -
4116 Other -	\$ -	\$ -
4117 Other -	\$ -	\$ -
Total Federal Sources	\$ -	\$ -
Grand Total Intergovernmental Revenues	\$ -	\$ 2,219,634.36
5000 MISCELLANEOUS REVENUE:		
5111 Interest on Investments	\$ -	\$ 12,994.96
5112 Rental or Lease of County Property	\$ -	\$ -
5113 Sale of County Property	\$ -	\$ -
5114 Royalty	\$ -	\$ -
5116 Insurance Recoveries	\$ -	\$ -
5117 Insurance Reimbursement	\$ -	\$ -
5126 Vending Machine Commissions	\$ -	\$ -
5127 Other Concessions	\$ -	\$ -
5129 Refunds and Reimbursements-Dist 1	\$ -	\$ -
5130 Refunds and Reimbursements-2	\$ -	\$ 1,026.64
5131 Refunds and Reimbursements-Dist 3	\$ -	\$ 71,805.37
Total Miscellaneous Revenue	\$ -	\$ 85,826.97
6000 NON-REVENUE RECEIPTS:		
6111 Contributions from Other Funds	\$ -	\$ -
Grand Total Highway Fund	\$ -	\$ 2,305,461.33

Schedule 9, Highway Fund Investments						
INVESTED IN	Investments on Hand June 30, 2014	Since Purchased	LIQUIDATIONS		Barred by Court Order	Investments on Hand June 30, 2015
			By Collections of Cost	Amortized Premium		
	\$ -	\$ -	\$ -	\$ -	\$ -	\$ -
	\$ -	\$ -	\$ -	\$ -	\$ -	\$ -
	\$ -	\$ -	\$ -	\$ -	\$ -	\$ -
	\$ -	\$ -	\$ -	\$ -	\$ -	\$ -
	\$ -	\$ -	\$ -	\$ -	\$ -	\$ -
	\$ -	\$ -	\$ -	\$ -	\$ -	\$ -
	\$ -	\$ -	\$ -	\$ -	\$ -	\$ -
	\$ -	\$ -	\$ -	\$ -	\$ -	\$ -
	\$ -	\$ -	\$ -	\$ -	\$ -	\$ -
	\$ -	\$ -	\$ -	\$ -	\$ -	\$ -
TOTAL INVESTMENTS	\$ -	\$ -	\$ -	\$ -	\$ -	\$ -

HIGHWAY FUND ACCOUNTS COVERING THE PERIOD JULY 1, 2014, to JUNE 30, 2015
ESTIMATE OF NEEDS FOR 2015-2016

2014-2015 ACCOUNT OVER (UNDER)	BASIS AND LIMIT OF ENSUING ESTIMATE	2015-2016 ACCOUNT		
		CHARGEABLE INCOME	ESTIMATED BY GOVERNING BOARD	APPROVED BY EXCISE BOARD
\$ -	90.00%	\$ -	\$ -	\$ -
\$ -	90.00%	\$ -	\$ -	\$ -
\$ -	90.00%	\$ -	\$ -	\$ -
\$ -	90.00%	\$ -	\$ -	\$ -
\$ -	90.00%	\$ -	\$ -	\$ -
\$ -	90.00%	\$ -	\$ -	\$ -
\$ -	90.00%	\$ -	\$ -	\$ -
\$ 2,219,634.36		\$ -	\$ -	\$ -
\$ 12,994.96	0.00%	\$ -	\$ -	\$ -
\$ -	90.00%	\$ -	\$ -	\$ -
\$ -	90.00%	\$ -	\$ -	\$ -
\$ -	90.00%	\$ -	\$ -	\$ -
\$ -	90.00%	\$ -	\$ -	\$ -
\$ -	90.00%	\$ -	\$ -	\$ -
\$ -	90.00%	\$ -	\$ -	\$ -
\$ -	90.00%	\$ -	\$ -	\$ -
\$ 1,026.64	0.00%	\$ -	\$ -	\$ -
\$ 71,805.37	0.00%	\$ -	\$ -	\$ -
\$ 85,826.97		\$ -	\$ -	\$ -
\$ -	90.00%	\$ -	\$ -	\$ -
\$ 2,305,461.33		\$ -	\$ -	\$ -

HIGHWAY FUND ACCOUNTS COVERING THE PERIOD JULY 1, 2014, to JUNE 30, 2015
ESTIMATE OF NEEDS FOR 2015-2016

EXHIBIT "D"

3a

Schedule 8(a), Report Of Prior Year's Expenditures				
DEPARTMENTS OF GOVERNMENT APPROPRIATED ACCOUNTS	FISCAL YEAR ENDING JUNE 30, 2014			ORIGINAL APPROPRIATIONS
	RESERVES	WARRANTS	BALANCE	
	6-30-2014	SINCE ISSUED	LAPSED APPROPRIATIONS	
87 GENERAL GOVERNMENT ACCOUNT:				
87a Personal Services	\$ -	\$ -	\$ -	\$ -
87b Part Time Help	\$ -	\$ -	\$ -	\$ -
87c Travel	\$ -	\$ -	\$ -	\$ -
87d Maintenance and Operation	\$ -	\$ -	\$ -	\$ -
87e Capital Outlay	\$ -	\$ -	\$ -	\$ -
87f Intergovernmental	\$ -	\$ -	\$ -	\$ -
87g Other -	\$ -	\$ -	\$ -	\$ -
87 Total	\$ -	\$ -	\$ -	\$ -
88 PURCHASING ACCOUNT:				
88a Personal Services	\$ -	\$ -	\$ -	\$ -
88b Part Time Help	\$ -	\$ -	\$ -	\$ -
88c Travel	\$ -	\$ -	\$ -	\$ -
88d Maintenance and Operation	\$ -	\$ -	\$ -	\$ -
88e Capital Outlay	\$ -	\$ -	\$ -	\$ -
88f Intergovernmental	\$ -	\$ -	\$ -	\$ -
88g Other -	\$ -	\$ -	\$ -	\$ -
88h Other -	\$ -	\$ -	\$ -	\$ -
88 Total	\$ -	\$ -	\$ -	\$ -
89 LOCAL PROJECTS HIGHWAY ACCOUNT:				
89a Personal Services	\$ -	\$ -	\$ -	\$ -
89b Part Time Help	\$ -	\$ -	\$ -	\$ -
89c Travel	\$ -	\$ -	\$ -	\$ -
89d Maintenance and Operation	\$ -	\$ -	\$ -	\$ -
89e Capital Outlay	\$ -	\$ -	\$ -	\$ -
89f Intergovernmental	\$ -	\$ -	\$ -	\$ -
89g Other -	\$ -	\$ -	\$ -	\$ -
89h Other -	\$ -	\$ -	\$ -	\$ -
89 Total	\$ -	\$ -	\$ -	\$ -
90 FEMA HIGHWAY BUDGET ACCOUNT:				
90a Personal Services	\$ -	\$ -	\$ -	\$ -
90b Part Time Help	\$ -	\$ -	\$ -	\$ -
90c Travel	\$ -	\$ -	\$ -	\$ -
90d Maintenance and Operation	\$ -	\$ -	\$ -	\$ -
90e Capital Outlay	\$ -	\$ -	\$ -	\$ -
90f Intergovernmental	\$ -	\$ -	\$ -	\$ -
90g Other -	\$ -	\$ -	\$ -	\$ -
90 Total	\$ -	\$ -	\$ -	\$ -
91 OTHER HIGHWAY BUDGET ACCOUNT:				
91a Personal Services	\$ -	\$ -	\$ -	\$ -
91b Part Time Help	\$ -	\$ -	\$ -	\$ -
91c Travel	\$ -	\$ -	\$ -	\$ -
91d Maintenance and Operation	\$ -	\$ -	\$ -	\$ -
91e Capital Outlay	\$ -	\$ -	\$ -	\$ -
91f Intergovernmental	\$ -	\$ -	\$ -	\$ -
91g Other -	\$ -	\$ -	\$ -	\$ -
91h Other -	\$ -	\$ -	\$ -	\$ -
91 Total	\$ -	\$ -	\$ -	\$ -

HIGHWAY FUND ACCOUNTS COVERING THE PERIOD JULY 1, 2014, to JUNE 30, 2015
ESTIMATE OF NEEDS FOR 2015-2016

EXHIBIT "D"

3b

Schedule 8(b), Report Of Prior Year's Expenditures				
DEPARTMENTS OF GOVERNMENT APPROPRIATED ACCOUNTS	FISCAL YEAR ENDING JUNE 30, 2014			
	RESERVES	WARRANTS	BALANCE	ORIGINAL
	6-30-2014	SINCE ISSUED	LAPSED APPROPRIATIONS	APPROPRIATIONS
92 UNRESTRICTED HIGHWAY BUDGET ACCOUNT:				
92a Personal Services	\$ -	\$ -	\$ -	\$ 1,740,242.08
92b Part Time Help	\$ -	\$ -	\$ -	\$ -
92c Travel	\$ -	\$ -	\$ -	\$ 7,750.80
92d Maintenance and Operation	\$ 2,500.73	\$ 2,500.73	\$ -	\$ 1,589,304.51
92e Capital Outlay	\$ -	\$ -	\$ -	\$ 14,500.00
92f Intergovernmental	\$ -	\$ -	\$ -	\$ -
92g Machinery and Equipment Lease Rental	\$ -	\$ -	\$ -	\$ -
92h Other -	\$ -	\$ -	\$ -	\$ -
92j Other -	\$ -	\$ -	\$ -	\$ -
92 Total	\$ 2,500.73	\$ 2,500.73	\$ -	\$ 3,351,797.39
93 RESTRICTED HIGHWAY BUDGET ACCOUNT:				
93a Personal Services	\$ -	\$ -	\$ -	\$ -
93b Part Time Help	\$ -	\$ -	\$ -	\$ -
93c Travel	\$ -	\$ -	\$ -	\$ -
93d Maintenance and Operation	\$ -	\$ -	\$ -	\$ -
93e Capital Outlay	\$ -	\$ -	\$ -	\$ -
93f Intergovernmental	\$ -	\$ -	\$ -	\$ -
93g Other -	\$ -	\$ -	\$ -	\$ -
93h Other -	\$ -	\$ -	\$ -	\$ -
93 Total	\$ -	\$ -	\$ -	\$ -
94 PRIMARY ROADS HIGHWAY BUDGET ACCOUNT:				
94a Personal Services	\$ -	\$ -	\$ -	\$ -
94b Part Time Help	\$ -	\$ -	\$ -	\$ -
94c Travel	\$ -	\$ -	\$ -	\$ -
94d Maintenance and Operation	\$ -	\$ -	\$ -	\$ -
94e Capital Outlay	\$ -	\$ -	\$ -	\$ -
94f Intergovernmental	\$ -	\$ -	\$ -	\$ -
94g Other -	\$ -	\$ -	\$ -	\$ -
94h Other -	\$ -	\$ -	\$ -	\$ -
94 Total	\$ -	\$ -	\$ -	\$ -
98 OTHER USE:				
98a Other Deductions	\$ -	\$ -	\$ -	\$ -
98 Total	\$ -	\$ -	\$ -	\$ -
TOTAL HIGHWAY FUND ACCOUNT	\$ 2,500.73	\$ 2,500.73	\$ -	\$ 3,351,797.39
SUBJECT TO WARRANT ISSUE:				
99 Provision for Interest on Warrants	\$ -	\$ -	\$ -	\$ -
GRAND TOTAL HIGHWAY FUND	\$ 2,500.73	\$ 2,500.73	\$ -	\$ 3,351,797.39

ESTIMATE OF NEEDS FOR THE FISCAL YEAR	
PURPOSE:	
Current Expense	
Highway Funds are appropriated monthly. Funds cannot be encumbered until appropriations are made.	
The "Governmental Budget Accounts" for Fiscal Year 2015-2016, are presented for financial forecasting purposes only!	
GRAND TOTAL - CO-OP FUND	

HEALTH FUND ACCOUNTS COVERING THE PERIOD JULY 1, 2014, to JUNE 30, 2015
ESTIMATE OF NEEDS FOR 2015-2016

EXHIBIT "E"

PAGE 1

Schedule 1, Current Balance Sheet - June 30, 2015		Amount
ASSETS:		
Cash Balance June 30, 2014		\$ 523,005.83
Investments		\$ -
TOTAL ASSETS		\$ 523,005.83
LIABILITIES AND RESERVES:		
Warrants Outstanding		\$ 30,003.03
Reserve for Interest on Warrants		\$ -
Reserves From Schedule 8		\$ 2,132.14
TOTAL LIABILITIES AND RESERVES		\$ 32,135.17
CASH FUND BALANCE JUNE 30, 2015		\$ 490,870.66
TOTAL LIABILITIES, RESERVES AND CASH FUND BALANCE		\$ 523,005.83

Schedule 2, Revenue and Requirements - 2015-2016		
	Detail	Total
REVENUE:		
Cash Balance June 30, 2014	\$ 457,924.31	
Cash Fund Balance Transferred From Prior Years	\$ 5,638.92	
Current Ad Valorem Tax Apportioned	\$ 199,651.89	
Miscellaneous Revenue Apportioned	\$ 279,477.06	
TOTAL REVENUE		\$ 942,692.18
REQUIREMENTS:		
Claims Paid by Warrants Issued	\$ 449,689.38	
Reserves From Schedule 8	\$ 2,132.14	
Interest Paid on Warrants	\$ -	
Reserve for Interest on Warrants	\$ -	
TOTAL REQUIREMENTS		\$ 451,821.52
ADD: CASH FUND BALANCE AS PER BALANCE SHEET 6-30-2015		\$ 490,870.66
TOTAL REQUIREMENTS AND CASH FUND BALANCE		\$ 942,692.18

Schedule 3, Cash Fund Balance Analysis - June 30, 2015		Amount
ADDITIONS:		
Miscellaneous Revenue Collected in Excess of Estimates-Net		\$ 279,477.06
Warrants Estopped, Cancelled or Converted		\$ -
Fiscal Year 2014-2015 Lapsed Appropriations		\$ 474,917.59
Fiscal Year 2013-2014 Lapsed Appropriations		\$ 371.82
Ad Valorem Tax Collections in Excess of Estimate		\$ 8,898.84
Prior Years Ad Valorem Tax		\$ 5,267.10
TOTAL ADDITIONS		\$ 768,932.41
DEDUCTIONS:		
Supplemental Appropriations		\$ 278,311.75
Current Tax in Process of Collection		\$ -
TOTAL DEDUCTIONS		\$ 278,311.75
Cash Fund Balance as per Balance Sheet 6-30-2015		\$ 490,870.66
Composition of Cash Fund Balance:		
Cash		\$ 490,870.66
Cash Fund Balance as per Balance Sheet 6-30-2015		\$ 490,870.66

HEALTH FUND ACCOUNTS COVERING THE PERIOD JULY 1, 2014, to JUNE 30, 2015
ESTIMATE OF NEEDS FOR 2015-2016

EXHIBIT "E"

2a

Schedule 4, Miscellaneous Revenue		
SOURCE	2014-2015 ACCOUNT	
	AMOUNT	ACTUALLY
	ESTIMATED	COLLECTED
1000 CHARGES FOR SERVICES		
1111 Clinical Services	\$ -	\$ 101,044.07
1112 Laboratory Services	\$ -	\$ -
1113 Immunizations	\$ -	\$ -
1114 Dental Service Fees	\$ -	\$ -
1115 Child Guidance Services	\$ -	\$ -
1116 Early Test-Early Care	\$ -	\$ -
1117 Food Service Test and Certification	\$ -	\$ -
1118 Pool/Spa Certification	\$ -	\$ -
1119 Sewage and Perk Test	\$ -	\$ -
1120 Public Bathing Licenses	\$ -	\$ -
1121 Other Licenses	\$ -	\$ -
1122 Miscellaneous Health Fees	\$ -	\$ -
1123 Other -	\$ -	\$ -
1124 Other -	\$ -	\$ -
1125 Other -	\$ -	\$ -
Total Charges For Services	\$ -	\$ 101,044.07
INTERGOVERNMENTAL REVENUE		
2000 INTERGOVERNMENTAL REVENUE - LOCAL SOURCES:		
2111 Mobile Home Tax	\$ -	\$ -
2112 Housing Authority Payments in Lieu of Tax Revenue	\$ -	\$ 82.09
2113 Revaluation of Real Property Reimbursements	\$ -	\$ -
2114 Manufacturing Exempt Reimbursement	\$ -	\$ -
2115 Public Health Contributions	\$ -	\$ -
2116 Perinatal Health Program	\$ -	\$ -
2117 Community Care - HMO	\$ -	\$ -
2118 Other -	\$ -	\$ -
2124 Other -	\$ -	\$ -
Total - Local Sources	\$ -	\$ 82.09
3000 INTERGOVERNMENTAL REVENUES - STATE SOURCES:		
3211 State Land Payments	\$ -	\$ 3.20
3212 State Payments in Lieu of Tax Revenue	\$ -	\$ -
3213 Homestead Exemption Reimbursement	\$ -	\$ -
3214 Additional Homestead Exemption Reimbursement	\$ -	\$ -
3215 State Grants	\$ -	\$ -
3216 Oklahoma Dept. of Environmental Quality	\$ -	\$ -
3217 STD Program (State)	\$ -	\$ -
3218 Water Resources Board	\$ -	\$ -
3219 Oklahoma Conservation Commission	\$ -	\$ -
3220 Welfare Agenc Sub-Total - OTC	\$ -	\$ -
3221 Early Intervention (State)	\$ -	\$ -
3222 Eldercare	\$ -	\$ -
3223 Child Abuse Prevention	\$ -	\$ -
3224 Adolescent Health - State	\$ -	\$ -
3225 5 Year Exempt Manufacturing	\$ -	\$ 1,079.52
3226 Other State Reimbursements	\$ -	\$ -
3227 Other -	\$ -	\$ -
3228 Other -	\$ -	\$ -
Total - State Sources	\$ -	\$ 1,082.72

HEALTH FUND ACCOUNTS COVERING THE PERIOD JULY 1, 2014, to JUNE 30, 2015
ESTIMATE OF NEEDS FOR 2015-2016

2014-2015 ACCOUNT OVER (UNDER)	BASIS AND LIMIT OF ENSUING ESTIMATE	2015-2016 ACCOUNT		
		CHARGEABLE INCOME	ESTIMATED BY GOVERNING BOARD	APPROVED BY EXCISE BOARD
\$ 101,044.07	0.00%	\$ -	\$ -	\$ -
\$ -	90.00%	\$ -	\$ -	\$ -
\$ -	90.00%	\$ -	\$ -	\$ -
\$ -	90.00%	\$ -	\$ -	\$ -
\$ -	90.00%	\$ -	\$ -	\$ -
\$ -	90.00%	\$ -	\$ -	\$ -
\$ -	90.00%	\$ -	\$ -	\$ -
\$ -	90.00%	\$ -	\$ -	\$ -
\$ -	90.00%	\$ -	\$ -	\$ -
\$ -	90.00%	\$ -	\$ -	\$ -
\$ -	90.00%	\$ -	\$ -	\$ -
\$ -	90.00%	\$ -	\$ -	\$ -
\$ -	90.00%	\$ -	\$ -	\$ -
\$ -	90.00%	\$ -	\$ -	\$ -
\$ -	90.00%	\$ -	\$ -	\$ -
\$ -	90.00%	\$ -	\$ -	\$ -
\$ 101,044.07		\$ -	\$ -	\$ -
\$ -	90.00%	\$ -	\$ -	\$ -
\$ 82.09	0.00%	\$ -	\$ -	\$ -
\$ -	90.00%	\$ -	\$ -	\$ -
\$ -	90.00%	\$ -	\$ -	\$ -
\$ -	90.00%	\$ -	\$ -	\$ -
\$ -	90.00%	\$ -	\$ -	\$ -
\$ -	90.00%	\$ -	\$ -	\$ -
\$ -	90.00%	\$ -	\$ -	\$ -
\$ -	90.00%	\$ -	\$ -	\$ -
\$ 101,126.16		\$ -	\$ -	\$ -
\$ 3.20	0.00%	\$ -	\$ -	\$ -
\$ -	90.00%	\$ -	\$ -	\$ -
\$ -	90.00%	\$ -	\$ -	\$ -
\$ -	90.00%	\$ -	\$ -	\$ -
\$ -	90.00%	\$ -	\$ -	\$ -
\$ -	90.00%	\$ -	\$ -	\$ -
\$ -	90.00%	\$ -	\$ -	\$ -
\$ -	90.00%	\$ -	\$ -	\$ -
\$ -	90.00%	\$ -	\$ -	\$ -
\$ -	90.00%	\$ -	\$ -	\$ -
\$ -	90.00%	\$ -	\$ -	\$ -
\$ -	90.00%	\$ -	\$ -	\$ -
\$ 1,079.52	0.00%	\$ -	\$ -	\$ -
\$ -	90.00%	\$ -	\$ -	\$ -
\$ -	90.00%	\$ -	\$ -	\$ -
\$ -	90.00%	\$ -	\$ -	\$ -
\$ 1,082.72		\$ -	\$ -	\$ -

HEALTH FUND ACCOUNTS COVERING THE PERIOD JULY 1, 2014, to JUNE 30, 2015
ESTIMATE OF NEEDS FOR 2015-2016

EXHIBIT "E"

2b

Schedule 4, Miscellaneous Revenue		
SOURCE	2014-2015 ACCOUNT	
	AMOUNT ESTIMATED	ACTUALLY COLLECTED
Continued from page 2a		
4000 INTERGOVERNMENTAL REVENUES - FEDERAL SOURCES:		
4111 Federal Grants	\$ -	\$ 177,268.18
4112 Federal Payments in Lieu of Tax Revenues	\$ -	\$ -
4113 Bureau of Land Management	\$ -	\$ -
4114 Adolescent Health - Federal	\$ -	\$ -
4115 Women Infants and Children	\$ -	\$ -
4116 Maternity Care (Medicaid)	\$ -	\$ -
4117 EPSDT (Medicaid)	\$ -	\$ -
4118 Family Planning (Medicaid)	\$ -	\$ -
4119 Early Intervention (Federal)	\$ -	\$ -
4120 Oklahoma Dept. of Environmental Quality (Federal)	\$ -	\$ -
4121 STD Program (Federal)	\$ -	\$ -
4122 Ryan-White Program	\$ -	\$ -
4123 Immunization Action Plan	\$ -	\$ -
4124 Direct Observed Therapy	\$ -	\$ -
4125 Summer Food Service	\$ -	\$ -
4126 Other -	\$ -	\$ -
4127 Other -	\$ -	\$ -
4128 Other -	\$ -	\$ -
Total Federal Sources	\$ -	\$ 177,268.18
Grand Total Intergovernmental Revenues	\$ -	\$ 178,432.99
5000 MISCELLANEOUS REVENUE:		
5111 Interest on Investments	\$ -	\$ -
5112 Insurance Recoveries	\$ -	\$ -
5113 Insurance Reimbursements	\$ -	\$ -
5114 Copies	\$ -	\$ -
5115 Return Check Charges	\$ -	\$ -
5116 Utility Reimbursements	\$ -	\$ -
5117 Other Refunds and Reimbursements	\$ -	\$ -
5118 Resale Property Fund Distribution	\$ -	\$ -
5119 Sale of Property	\$ -	\$ -
5120 Sale of Equipment	\$ -	\$ -
5121 Vending Machine Commissions	\$ -	\$ -
5122 Other Concessions	\$ -	\$ -
5123 Public Records Fee	\$ -	\$ -
5124 Record Search Fee	\$ -	\$ -
5125 Car Seat Sales	\$ -	\$ -
5126 Health Fairs	\$ -	\$ -
5127 Salvage Sales	\$ -	\$ -
5128 Project Women	\$ -	\$ -
5129 Community Care - HMO	\$ -	\$ -
5130 Other - Protest Interest	\$ -	\$ -
5131 Other -	\$ -	\$ -
5132 Other -	\$ -	\$ -
Total Miscellaneous Revenue	\$ -	\$ -
6000 NON-REVENUE RECEIPTS:		
6111 Contributions from Other Funds	\$ -	\$ -
Grand Total Health Fund	\$ -	\$ 279,477.06

HEALTH FUND ACCOUNTS COVERING THE PERIOD JULY 1, 2014, to JUNE 30, 2015
ESTIMATE OF NEEDS FOR 2015-2016

EXHIBIT "E"

3

Schedule 5, Expenditures Health Fund Cash Accounts of Current and All Prior Years	
CURRENT AND ALL PRIOR YEARS	2014-2015
Cash Balance Reported to Excise Board 6-30-2014	\$ -
Cash Fund Balance Transferred Out	\$ -
Cash Fund Balance Transferred In	\$ 457,924.31
Adjusted Cash Balance	\$ 457,924.31
Ad Valorem Tax Apportioned To Year In Caption	\$ 199,651.89
Miscellaneous Revenue (Schedule 4)	\$ 279,477.06
Cash Fund Balance Forward From Preceding Year	\$ 5,638.92
Prior Expenditures Recovered	\$ -
TOTAL RECEIPTS	\$ 484,767.87
TOTAL RECEIPTS AND BALANCE	\$ 942,692.18
Warrants of Year in Caption	\$ 419,686.35
Interest Paid Thereon	\$ -
TOTAL DISBURSEMENTS	\$ 419,686.35
CASH BALANCE JUNE 30, 2015	\$ 523,005.83
Reserve for Warrants Outstanding	\$ 30,003.03
Reserve for Interest on Warrants	\$ -
Reserves From Schedule 8	\$ 2,132.14
TOTAL LIABILITES AND RESERVE	\$ 32,135.17
DEFICIT: (Red Figure)	\$ -
CASH BALANCE FORWARD TO SUCCEEDING YEAR	\$ 490,870.66

Schedule 6, Health Fund Warrant Account of Current and All Prior Years	
CURRENT AND ALL PRIOR YEARS	TOTAL
Warrants Outstanding 6-30-2014 of Year in Caption	\$ 5,101.73
Warrants Registered During Year	\$ 450,682.21
TOTAL	\$ 455,783.94
Warrants Paid During Year	\$ 425,780.91
Warrants Converted to Bonds or Judgements	\$ -
Warrants Cancelled	\$ -
Warrants Estopped by Statute	\$ -
TOTAL WARRANTS RETIRED	\$ 425,780.91
BALANCE WARRANTS OUTSTANDING JUNE 30, 2015	\$ 30,003.03

Schedule 7, 2014 Ad Valorem Tax Account			
2014 Net Valuation Certified To County Excise Board	\$ 81,014,807.00	2.590 Mills	Amount
Total Proceeds of Levy as Certified			\$ 209,828.35
Additions:			\$ -
Deductions:			\$ -
Gross Balance Tax			\$ 209,828.35
Less Reserve for Delinquent Tax			\$ 19,075.30
Reserve for Protest Pending			\$ -
Balance Available Tax			\$ 190,753.05
Deduct 2014 Tax Apportioned			\$ 199,651.89
Net Balance 2014 Tax in Process of Collection or			\$ -
Excess Collections			\$ 8,898.84

HEALTH FUND ACCOUNTS COVERING THE PERIOD JULY 1, 2014, to JUNE 30, 2015
ESTIMATE OF NEEDS FOR 2015-2016

EXHIBIT "E"

Schedule 8(a), Report Of Prior Year's Expenditures				
DEPARTMENTS OF GOVERNMENT APPROPRIATED ACCOUNTS	FISCAL YEAR ENDING JUNE 30, 2014			ORIGINAL APPROPRIATIONS
	RESERVES 6-30-2014	WARRANTS SINCE ISSUED	BALANCE LAPSED APPROPRIATIONS	
92 COUNTY HEALTH BUDGET ACCOUNT:				
92a Personal Services	\$ -	\$ -	\$ -	\$ 177,000.00
92b Part Time Help	\$ -	\$ -	\$ -	\$ -
92c Travel	\$ -	\$ -	\$ -	\$ 32,400.00
92d Maintenance and Operation	\$ 1,256.67	\$ 954.85	\$ 301.82	\$ 195,000.00
92e Capital Outlay	\$ -	\$ -	\$ -	\$ 214,342.56
92f Intergovernmental	\$ -	\$ -	\$ -	\$ -
92g Other - Revaluation	\$ -	\$ -	\$ -	\$ 5,673.92
92h Other -	\$ -	\$ -	\$ -	\$ -
92j Other -	\$ -	\$ -	\$ -	\$ -
92 Total	\$ 1,256.67	\$ 954.85	\$ 301.82	\$ 624,416.48
93 SENIOR COMPANION - LOCAL BUDGET ACCT:				
93a Personal Services	\$ -	\$ -	\$ -	\$ -
93b Part Time Help	\$ -	\$ -	\$ -	\$ -
93c Travel	\$ 107.98	\$ 37.98	\$ 70.00	\$ 24,010.38
93d Maintenance and Operation	\$ -	\$ -	\$ -	\$ -
93e Capital Outlay	\$ -	\$ -	\$ -	\$ -
93f Intergovernmental	\$ -	\$ -	\$ -	\$ -
93g Other -	\$ -	\$ -	\$ -	\$ -
93h Other -	\$ -	\$ -	\$ -	\$ -
93 Total	\$ 107.98	\$ 37.98	\$ 70.00	\$ 24,010.38
94 SENIOR COMPANION -FEDERAL BUDGET ACCT:				
94a Personal Services	\$ -	\$ -	\$ -	\$ -
94b Part Time Help	\$ -	\$ -	\$ -	\$ -
94c Travel	\$ -	\$ -	\$ -	\$ 0.50
94d Maintenance and Operation	\$ -	\$ -	\$ -	\$ -
94e Capital Outlay	\$ -	\$ -	\$ -	\$ -
94f Intergovernmental	\$ -	\$ -	\$ -	\$ -
94g Other -	\$ -	\$ -	\$ -	\$ -
94h Other -	\$ -	\$ -	\$ -	\$ -
94 Total	\$ -	\$ -	\$ -	\$ 0.50
98 OTHER USES:				
98a Other Deductions	\$ -	\$ -	\$ -	\$ -
98 Total	\$ -	\$ -	\$ -	\$ -
TOTAL GENERAL FUND ACCOUNT	\$ 1,364.65	\$ 992.83	\$ 371.82	\$ 648,427.36
SUBJECT TO WARRANT ISSUE:				
99 Provision for Interest on Warrants	\$ -	\$ -	\$ -	\$ -
GRAND TOTAL GENERAL FUND	\$ 1,364.65	\$ 992.83	\$ 371.82	\$ 648,427.36

ESTIMATE OF NEEDS FOR THE FISCAL YEAR	
PURPOSE:	
Current Expense	
Pro rata share of County Assessor's Budget as determined by County Excise Board	
GRAND TOTAL - General Fund	

HEALTH FUND ACCOUNTS COVERING THE PERIOD JULY 1, 2014, to JUNE 30, 2015
ESTIMATE OF NEEDS FOR 2015-2016

FISCAL YEAR ENDING JUNE 30, 2015						Governmental Budget Accounts	
						FISCAL YEAR 2015-2016	
SUPPLEMENTAL ADJUSTMENTS		NET AMOUNT OF APPROPRIATION	WARRANTS ISSUED	RESERVES	LAPSED BALANCE KNOWN TO BE UNENCUMBERED	NEEDS AS ESTIMATED BY GOVERNING BOARD	APPROVED BY COUNTY EXCISE BOARD
ADDED	CANCELLED						
\$ 57,218.64	\$ -	\$ 234,218.64	\$ 150,000.00	\$ -	\$ 84,218.64	\$ 177,000.00	\$ 177,000.00
\$ -	\$ -	\$ -	\$ -	\$ -	\$ -	\$ -	\$ -
\$ -	\$ -	\$ 32,400.00	\$ 7,522.73	\$ -	\$ 24,877.27	\$ 32,400.00	\$ 32,400.00
\$ -	\$ -	\$ 195,000.00	\$ 60,807.71	\$ 2,117.14	\$ 132,075.15	\$ 195,000.00	\$ 195,000.00
\$ 2,665.19	\$ -	\$ 217,007.75	\$ -	\$ -	\$ 217,007.75	\$ 244,600.00	\$ 257,594.31
\$ -	\$ -	\$ -	\$ -	\$ -	\$ -	\$ -	\$ -
\$ -	\$ -	\$ 5,673.92	\$ 5,673.92	\$ -	\$ -	\$ 6,000.00	\$ 6,189.57
\$ -	\$ -	\$ -	\$ -	\$ -	\$ -	\$ -	\$ -
\$ -	\$ -	\$ -	\$ -	\$ -	\$ -	\$ -	\$ -
\$ 59,883.83	\$ -	\$ 684,300.31	\$ 224,004.36	\$ 2,117.14	\$ 458,178.81	\$ 655,000.00	\$ 668,183.88
\$ -	\$ -	\$ -	\$ -	\$ -	\$ -	\$ -	\$ -
\$ -	\$ -	\$ -	\$ -	\$ -	\$ -	\$ -	\$ -
\$ 48,018.14	\$ -	\$ 72,028.52	\$ 55,274.74	\$ 15.00	\$ 16,738.78	\$ 16,738.78	\$ 16,738.78
\$ -	\$ -	\$ -	\$ -	\$ -	\$ -	\$ -	\$ -
\$ -	\$ -	\$ -	\$ -	\$ -	\$ -	\$ -	\$ -
\$ -	\$ -	\$ -	\$ -	\$ -	\$ -	\$ -	\$ -
\$ -	\$ -	\$ -	\$ -	\$ -	\$ -	\$ -	\$ -
\$ -	\$ -	\$ -	\$ -	\$ -	\$ -	\$ -	\$ -
\$ 48,018.14	\$ -	\$ 72,028.52	\$ 55,274.74	\$ 15.00	\$ 16,738.78	\$ 16,738.78	\$ 16,738.78
\$ 57,218.64	\$ -	\$ 57,218.64	\$ 57,218.64	\$ -	\$ -	\$ -	\$ -
\$ -	\$ -	\$ -	\$ -	\$ -	\$ -	\$ -	\$ -
\$ 3,094.93	\$ -	\$ 3,095.43	\$ 3,095.43	\$ -	\$ -	\$ -	\$ -
\$ 110,096.21	\$ -	\$ 110,096.21	\$ 110,096.21	\$ -	\$ -	\$ -	\$ -
\$ -	\$ -	\$ -	\$ -	\$ -	\$ -	\$ -	\$ -
\$ -	\$ -	\$ -	\$ -	\$ -	\$ -	\$ -	\$ -
\$ -	\$ -	\$ -	\$ -	\$ -	\$ -	\$ -	\$ -
\$ -	\$ -	\$ -	\$ -	\$ -	\$ -	\$ -	\$ -
\$ 170,409.78	\$ -	\$ 170,410.28	\$ 170,410.28	\$ -	\$ -	\$ -	\$ -
\$ -	\$ -	\$ -	\$ -	\$ -	\$ -	\$ -	\$ -
\$ -	\$ -	\$ -	\$ -	\$ -	\$ -	\$ -	\$ -
\$ 278,311.75	\$ -	\$ 926,739.11	\$ 449,689.38	\$ 2,132.14	\$ 474,917.59	\$ 671,738.78	\$ 684,922.66
\$ -	\$ -	\$ -	\$ -	\$ -	\$ -	\$ -	\$ -
\$ 278,311.75	\$ -	\$ 926,739.11	\$ 449,689.38	\$ 2,132.14	\$ 474,917.59	\$ 671,738.78	\$ 684,922.66

	Estimate of Needs by Governing Board	Approved by County Excise Board
	\$ 665,738.78	\$ 678,733.09
	\$ 6,000.00	\$ 6,189.57
	\$ 671,738.78	\$ 684,922.66

SINKING FUND ACCOUNTS COVERING THE PERIOD JULY 1, 2014, to JUNE 30, 2015

ESTIMATE OF NEEDS FOR 2015-2016

EXHIBIT "G"

Page 1.x

Schedule 1, Detail of Bond and Coupon Indebtedness as of June 30, 2015 - Not Affecting Homesteads (New)	
PURPOSE OF BOND ISSUE:	Total All Bonds
Date of Issue	
Date of Sale By Delivery	
HOW AND WHEN BONDS MATURE:	
Uniform Maturities:	
Date Maturing Begins	
Amount of Each Uniform Maturity	\$ -
Final Maturity Otherwise:	
Date of Final Maturity	
Amount of Final Maturity	\$ -
AMOUNT OF ORIGINAL ISSUE	\$ -
Cancelled, In Judgment Or Delayed For Final Levy Year	\$ -
Basis of Accruals Contemplated on Net Collections or Better in Anticipation	
Bond Issues Accruing By Tax Levy	\$ -
Years to Run	
Normal Annual Accrual	\$ -
Tax Years Run	
Accrual Liability To Date	\$ -
Deductions From Total Accruals:	
Bonds Paid Prior To 6-30-2014	\$ -
Bonds Paid During 2014-2015	\$ -
Matured Bonds Unpaid	\$ -
Balance of Accrual Liability	\$ -
TOTAL BONDS OUTSTANDING 6-30-2015:	
Matured	\$ -
Unmatured	\$ -

Requirement for Interest Earnings After Last Tax-Levy Year:	
Terminal Interest To Accrue	\$ -
Years to Run	
Accrue Each Year	\$ -
Tax Years Run	
Total Accrual To Date	\$ -
Current Interest Earnings Through 2015-2016	\$ -
Total Interest To Levy For 2015-2016	\$ -
INTEREST COUPON ACCOUNT:	
Interest Earned But Unpaid 6-30-2014:	
Matured	\$ -
Unmatured	\$ -
Interest Earnings 2014-2015	\$ -
Coupons Paid Through 2014-2015	\$ -
Interest Earned But Unpaid 6-30-2015:	
Matured	\$ -
Unmatured	\$ -

SINKING FUND ACCOUNTS COVERING THE PERIOD JULY 1, 2014, to JUNE 30, 2015

ESTIMATE OF NEEDS FOR 2015-2016

EXHIBIT "G"

Schedule 2, Detail of Judgement Indebtedness as of June 30, 2015 - Not Affecting Homesteads (New)				
Judgments For Indebtedness Originally Incurred After 1-8-37 (New)				
IN FAVOR OF	J&L KELLEY			
BY WHOM OWNED				
PURPOSE OF JUDGEMENT	ANIMAL UPKEEP			
Case Number	CJ-2007-20			
NAME OF COURT	DC-CRAIG CO.			
Date of Judgment	5/21/2010			
Principal Amount of Judgment	\$ 38,334.92	\$ -	\$ -	\$ -
Tax Levies Made				
Principal Amount Provided for to June 30, 2014	\$ 25,556.62	\$ -	\$ -	\$ -
Principal Amount Provided for In 2014-2015	\$ 12,778.30	\$ -	\$ -	\$ -
PRINCIPAL AMOUNT NOT PROVIDED FOR	\$ -	\$ -	\$ -	\$ -
AMOUNT TO PROVIDE BY TAX LEVY FISCAL YEAR 2015-2016				
Principal 1/3	\$ -	\$ -	\$ -	\$ -
Interest	\$ -	\$ -	\$ -	\$ -
FOR ALL JUDGEMENTS REPORTED:				
LEVIED FOR BUT UNPAID JUDGEMENT OBLIGATIONS OUTSTANDING JUNE 30, 2014:				
Principal	\$ -	\$ -	\$ -	\$ -
Interest	\$ -	\$ -	\$ -	\$ -
JUDGEMENT OBLIGATIONS SINCE LEVIED FOR:				
Principal	\$ 38,334.92	\$ -	\$ -	\$ -
Interest	\$ 8,050.33	\$ -	\$ -	\$ -
JUDGEMENT OBLIGATIONS SINCE PAID:				
Principal	\$ 38,334.92	\$ -	\$ -	\$ -
Interest	\$ 8,050.33	\$ -	\$ -	\$ -
LEVIED BUT UNPAID JUDGEMENT OBLIGATIONS OUTSTANDING JUNE 30, 2015:				
Principal	\$ -	\$ -	\$ -	\$ -
Interest	\$ -	\$ -	\$ -	\$ -
Total	\$ -	\$ -	\$ -	\$ -

Schedule 3, Prepaid Judgements as of June 30, 2015			
Prepaid Judgments On Indebtedness Originating After January 8, 1937.			
NAME OF JUDGEMENT			
CASE NUMBER			
NAME OF COURT			
Principal Amount Of Judgment	\$ -	\$ -	\$ -
Tax Levies Made			
Unreimbursed Balance At June 30, 2014	\$ -	\$ -	\$ -
Reimbursement By 2014 Tax Levy	\$ -	\$ -	\$ -
Annual Accrual On Prepaid Judgments	\$ -	\$ -	\$ -
Stricken By Court Order	\$ -	\$ -	\$ -
Asset Balance June 30, 2015	\$ -	\$ -	\$ -

SINKING FUND ACCOUNTS COVERING THE PERIOD JULY 1, 2014, to JUNE 30, 2015

ESTIMATE OF NEEDS FOR 2015-2016

EXHIBIT "G"

Page 3

Schedule 4, Sinking Fund Cash Statement		
Revenue Receipts and Disbursements	SINKING FUND	
	Detail	Extension
Cash on Hand June 30, 2014		\$ 15,332.41
Investments Since Liquidated	\$ -	
COLLECTED AND APPORTIONED:		
2013 and Prior Ad Valorem Tax	\$ 372.76	
2014 Ad Valorem Tax	\$ 12,333.65	
Protest Tax Refunds		
Miscellaneous Receipts	\$ 84.45	
TOTAL RECEIPTS		\$ 12,790.86
TOTAL RECEIPTS AND BALANCE		\$ 28,123.27
DISBURSEMENTS:		
Coupons Paid	\$ -	
Interest Paid on Past-Due Coupons	\$ -	
Bonds Paid	\$ -	
Interest Paid on Past-Due Bonds	\$ -	
Transferred to General Fund	\$ -	
Judgments Paid	\$ 25,556.61	
Interest Paid on Such Judgments	\$ 2,219.92	
Investments Purchased	\$ -	
Judgments Paid Under 62 O.S. 1981, § 435	\$ -	
TOTAL DISBURSEMENTS		\$ 27,776.53
CASH BALANCE ON HAND JUNE 30, 2015		\$ 346.74

Schedule 5, Sinking Fund Balance Sheet		
	SINKING FUND	
	Detail	Extension
Cash Balance on Hand June 30, 2015		\$ 346.74
Legal Investments Properly Maturing	\$ -	
Judgments Paid to Recover By Tax Levy	\$ -	
TOTAL LIQUID ASSETS (In Extension Column)		\$ 346.74
DEDUCT MATURED INDEBTEDNESS:		
a. Past-Due Coupons	\$ -	
b. Interest Accrued Thereon	\$ -	
c. Past-Due Bonds	\$ -	
d. Interest Thereon After Last Coupon	\$ -	
e. Fiscal Agency Commission on Above	\$ -	
f. Judgments and Interest Levied for But Unpaid	\$ -	
TOTAL Items a. Through f. (To Extension Column)		\$ -
BALANCE OF ASSETS SUBJECT TO ACCRUALS		\$ 346.74
DEDUCT ACCRUAL RESERVES IF ASSETS SUFFICIENT:		
g. Earned Unmatured Interest	\$ -	
h. Accrual on Final Coupons	\$ -	
i. Accrued on Unmatured Bonds	\$ -	
TOTAL Items g. Through i. (To Extension Column)		\$ -
EXCESS OF ASSETS OVER ACCRUAL RESERVES		\$ 346.74

SINKING FUND ACCOUNTS COVERING THE PERIOD JULY 1, 2014, to JUNE 30, 2015

ESTIMATE OF NEEDS FOR 2015-2016

EXHIBIT "G"

Page 4

Schedule 6, Estimate of Sinking Fund Needs		
	SINKING FUND	
	Computed By Governing Board	Provided By Excise Board
Interest Earnings On Bonds	\$ -	\$ -
Accrual on Unmatured Bonds	\$ -	\$ -
Annual Accrual on "Prepaid" Judgements	\$ -	\$ -
Annual Accrual on Unpaid Judgments	\$ -	\$ -
Interest on Unpaid Judgments	\$ -	\$ -
Annual Accrual From Exhibit KK	\$ -	\$ -
TOTAL SINKING FUND PROVISION	\$ -	\$ -

Schedule 7, 2014 Ad Valorem Tax Account - Sinking Funds				
	Gross Value \$	Net Value \$		Amount
	-	81,014,807.00	0.160 Mills	
Total Proceeds of Levy as Certified				\$ 13,066.32
Additions:				\$ -
Deductions:				\$ -
Gross Balance Tax				\$ 13,066.32
Less Reserve for Delinquent Tax				\$ 622.21
Reserve for Protest Pending				\$ -
Balance Available Tax				\$ 12,444.11
Deduct 2014 Tax Apportioned				\$ 12,333.65
Net Balance 2014 Tax in Process of Collection or Excess Collections				\$ 110.46
				\$ -

Schedule 9, Sinking Fund Investments						
INVESTED IN	Investments on Hand June 30, 2014	Since Purchased	LIQUIDATIONS		Barred by Court Order	Investments on Hand June 30, 2014
			By Collections of Cost	Amortized Premium		
	\$ -	\$ -	\$ -	\$ -	\$ -	\$ -
	\$ -	\$ -	\$ -	\$ -	\$ -	\$ -
	\$ -	\$ -	\$ -	\$ -	\$ -	\$ -
	\$ -	\$ -	\$ -	\$ -	\$ -	\$ -
	\$ -	\$ -	\$ -	\$ -	\$ -	\$ -
	\$ -	\$ -	\$ -	\$ -	\$ -	\$ -
	\$ -	\$ -	\$ -	\$ -	\$ -	\$ -
	\$ -	\$ -	\$ -	\$ -	\$ -	\$ -
	\$ -	\$ -	\$ -	\$ -	\$ -	\$ -
	\$ -	\$ -	\$ -	\$ -	\$ -	\$ -
	\$ -	\$ -	\$ -	\$ -	\$ -	\$ -
	\$ -	\$ -	\$ -	\$ -	\$ -	\$ -
TOTAL INVESTMENTS	\$ -	\$ -	\$ -	\$ -	\$ -	\$ -

SINKING FUND ACCOUNTS COVERING THE PERIOD JULY 1, 2014, to JUNE 30, 2015

ESTIMATE OF NEEDS FOR 2015-2016

EXHIBIT "G"

Schedule 10, Miscellaneous Revenue	
Source	2014-2015 ACCOUNT
	ACTUALLY COLLECTED
1000 CHARGES FOR SERVICES:	
1111 Fees	\$ -
1112 Other -	\$ -
Total Charges For Services	\$ -
INTERGOVERNMENTAL REVENUES:	
2000 INTERGOVERNMENTAL REVENUES: - LOCAL SOURCES:	
2111 Premium on Bonds Sold	\$ -
2112 Proceeds From Sale of Original Bonds	\$ -
2113 Payments In Lieu of Tax Revenue	\$ 5.06
2114 Revaluation of Real Property Reimbursements	\$ -
2115 Other -	\$ -
2116 Other -	\$ -
Total - Local Sources	\$ 5.06
3000 INTERGOVERNMENTAL REVENUES - STATE SOURCES:	
3111 County Sales Tax - OTC	\$ -
3112 Other - OTC	\$ -
Sub-Total - OTC	\$ -
3211 State Payments in Lieu of Tax Revenue	\$ -
3212 Homestead Exemption Reimbursement	\$ -
3213 Additional Homestead Exemption Reimbursement	\$ -
3214 State Grant	\$ -
3215 Other - State Land	\$ 0.20
3216 Other - 5 Year Exempt	\$ 79.19
Total - State Sources	\$ 79.39
4000 INTERGOVERNMENTAL REVENUES - FEDERAL SOURCES:	
4111 Flood Control	\$ -
4112 Federal Payments in Lieu of Tax Revenue	\$ -
4113 Bureau of Land Management	\$ -
4114 Other -	\$ -
4115 Other -	\$ -
Total - Federal Sources	\$ -
Grand Total Intergovernmental Revenues	\$ 84.45
5000 MISCELLANEOUS REVENUE:	
5111 Interest on Investments	\$ -
5112 Rental or Lease of County Property	\$ -
5113 Sale of County Property	\$ -
5114 Insurance Recoveries	\$ -
5115 Insurance Reimbursements	\$ -
5116 Utility Reimbursements	\$ -
5117 Resale Property Fund Distribution	\$ -
5118 Accrued Interest on Bond Sales	\$ -
5119 Dividends on Insurance Policies	\$ -
5120 Interest on Taxes	\$ -
5121 Other -	\$ -
5122 Other -	\$ -
Total Miscellaneous Revenue	\$ -
6000 NON-REVENUE RECEIPTS:	
6111 Contributions From Other Funds	\$ -
Grand Total Sinking Fund	\$ 84.45

SPECIAL REVENUE FUND ACCOUNTS COVERING THE PERIOD JULY 1, 2014, to JUNE 30, 2015
ESTIMATE OF NEEDS FOR 2015-2016

EXHIBIT "I"

Page 1

Special Revenue Fund Accounts:	12 Resale Fund	9 Sheriff Service Fee Fund	15 Law Library Fund
Schedule 1, Detail of Bond and Coupon Indebtedness as of June 30, 2015	2014-2015	2014-2015	2014-2015
CURRENT YEAR	Amount	Amount	Amount
ASSETS:			
Cash Balance June 30, 2015	\$ 193,788.12	\$ 40,861.16	\$ 4,824.51
Investments	\$ -	\$ -	\$ -
TOTAL ASSETS	\$ 193,788.12	\$ 40,861.16	\$ 4,824.51
LIABILITIES AND RESERVES:			
Warrants Outstanding	\$ 35.00	\$ 12,282.09	\$ -
Reserve for Interest on Warrants	\$ -	\$ -	\$ -
Reserves From Schedule 8	\$ -	\$ -	\$ -
TOTAL LIABILITIES AND RESERVES	\$ 35.00	\$ 12,282.09	\$ -
CASH FUND BALANCE JUNE 30, 2015	\$ 193,753.12	\$ 28,579.07	\$ 4,824.51
TOTAL LIABILITIES, RESERVES AND CASH FUND BALANCE	\$ 193,788.12	\$ 40,861.16	\$ 4,824.51

Schedule 5, Expenditures Special Revenue Fund Accounts of Current Year	2014-2015	2014-2015	2014-2015
CURRENT YEAR	Amount	Amount	Amount
Cash Balance Reported to Excise Board 6-30-2014	\$ 175,393.27	\$ 38,964.69	\$ 4,935.01
Cash Fund Balance Transferred Out	\$ -	\$ -	\$ -
Cash Fund Balance Transferred In	\$ 7,729.17	\$ -	\$ -
Adjusted Cash Balance	\$ 183,122.44	\$ 38,964.69	\$ 4,935.01
Ad Valorem Tax Apportioned To Year In Caption	\$ -	\$ -	\$ -
Miscellaneous Revenue (Schedule 4)	\$ 62,729.53	\$ 188,837.18	\$ 19,981.07
Cash Fund Balance Forward From Preceding Year	\$ -	\$ -	\$ -
Prior Expenditures Recovered	\$ -	\$ -	\$ -
TOTAL RECEIPTS	\$ 62,729.53	\$ 188,837.18	\$ 19,981.07
TOTAL RECEIPTS AND BALANCE	\$ 245,851.97	\$ 227,801.87	\$ 24,916.08
Warrants of Year in Caption	\$ 52,063.85	\$ 186,940.71	\$ 20,091.57
Interest Paid Thereon	\$ -	\$ -	\$ -
TOTAL DISBURSEMENTS	\$ 52,063.85	\$ 186,940.71	\$ 20,091.57
CASH BALANCE JUNE 30, 2015	\$ 193,788.12	\$ 40,861.16	\$ 4,824.51
Reserve for Warrants Outstanding	\$ 35.00	\$ 12,282.09	\$ -
Reserve for Interest on Warrants	\$ -	\$ -	\$ -
Reserves From Schedule 8	\$ -	\$ -	\$ -
TOTAL LIABILITIES AND RESERVE	\$ 35.00	\$ 12,282.09	\$ -
DEFICIT: (Red Figure)	\$ -	\$ -	\$ -
CASH FUND BALANCE FORWARD TO SUCCEEDING YEAR	\$ 193,753.12	\$ 28,579.07	\$ 4,824.51

Schedule 6, Special Revenue Fund Warrant Accounts of Current Year	2014-2015	2014-2015	2014-2015
CURRENT YEAR	Amount	Amount	Amount
Warrants Outstanding 6-30-2014 of Year in Caption	\$ 9,408.90	\$ 7,948.02	\$ -
Warrants Registered During Year	\$ 42,689.95	\$ 191,274.78	\$ 20,091.57
TOTAL	\$ 52,098.85	\$ 199,222.80	\$ 20,091.57
Warrants Paid During Year	\$ 52,063.85	\$ 186,940.71	\$ 20,091.57
Warrants Coverted to Bonds or Judgements	\$ -	\$ -	\$ -
Warrants Cancelled	\$ -	\$ -	\$ -
Warrants Estopped by Statute	\$ -	\$ -	\$ -
TOTAL WARRANTS RETIRED	\$ 52,063.85	\$ 186,940.71	\$ 20,091.57
BALANCE WARRANTS OUTSTANDING JUNE 30, 2015	\$ 35.00	\$ 12,282.09	\$ -

SPECIAL REVENUE FUND ACCOUNTS COVERING THE PERIOD JULY 1, 2014, to JUNE 30, 2015
ESTIMATE OF NEEDS FOR 2015-2016

EXHIBIT "I" 1

16 Sheriff Drug Enf Fund	8 Assessors Visually Fund	11 Co. Clerk Lien Fund	13 Mortg Tax Cert. Fund	7 DOC-BOP Fund	6 Co. Fair Bd Cash Fund	
2014-2015	2014-2015	2014-2015	2014-2015	2014-2015	2014-2015	
Amount	Amount	Amount	Amount	Amount	Amount	Total
\$ 112.56	\$ 3,971.64	\$ 3,974.37	\$ 12,636.45	\$ 32,190.93	\$ -	\$ 292,359.74
\$ -	\$ -	\$ -	\$ -	\$ -	\$ -	\$ -
\$ 112.56	\$ 3,971.64	\$ 3,974.37	\$ 12,636.45	\$ 32,190.93	\$ -	\$ 292,359.74
\$ -	\$ 88.15	\$ 82.66	\$ 195.71	\$ 3,773.68	\$ -	\$ 16,457.29
\$ -	\$ -	\$ -	\$ -	\$ -	\$ -	\$ -
\$ 98.00	\$ 13.54	\$ -	\$ 43.70	\$ 56.41	\$ -	\$ 211.65
\$ 98.00	\$ 101.69	\$ 82.66	\$ 239.41	\$ 3,830.09	\$ -	\$ 16,668.94
\$ 14.56	\$ 3,869.95	\$ 3,891.71	\$ 12,397.04	\$ 28,360.84	\$ -	\$ 275,690.80
\$ 112.56	\$ 3,971.64	\$ 3,974.37	\$ 12,636.45	\$ 32,190.93	\$ -	\$ 292,359.74

2014-2015	2014-2015	2014-2015	2014-2015	2014-2015	2014-2015	
Amount	Amount	Amount	Amount	Amount	Amount	TOTAL
\$ 28,632.28	\$ 4,123.95	\$ 2,499.86	\$ 13,118.63	\$ 76,272.83	\$ 41,113.12	\$ 385,053.64
\$ -	\$ -	\$ -	\$ -	\$ -	\$ -	\$ -
\$ -	\$ -	\$ -	\$ -	\$ -	\$ -	\$ 7,729.17
\$ 28,632.28	\$ 4,123.95	\$ 2,499.86	\$ 13,118.63	\$ 76,272.83	\$ 41,113.12	\$ 392,782.81
\$ -	\$ -	\$ -	\$ -	\$ -	\$ -	\$ -
\$ 10,750.00	\$ -	\$ 4,350.79	\$ 2,340.00	\$ 379,481.55	\$ 276.61	\$ 668,746.73
\$ -	\$ -	\$ -	\$ -	\$ -	\$ -	\$ -
\$ -	\$ -	\$ -	\$ -	\$ -	\$ -	\$ -
\$ 10,750.00	\$ -	\$ 4,350.79	\$ 2,340.00	\$ 379,481.55	\$ 276.61	\$ 668,746.73
\$ 39,382.28	\$ 4,123.95	\$ 6,850.65	\$ 15,458.63	\$ 455,754.38	\$ 41,389.73	\$ 1,061,529.54
\$ 39,269.72	\$ 152.31	\$ 2,876.28	\$ 2,822.18	\$ 423,563.45	\$ 41,389.73	\$ 769,169.80
\$ -	\$ -	\$ -	\$ -	\$ -	\$ -	\$ -
\$ 39,269.72	\$ 152.31	\$ 2,876.28	\$ 2,822.18	\$ 423,563.45	\$ 41,389.73	\$ 769,169.80
\$ 112.56	\$ 3,971.64	\$ 3,974.37	\$ 12,636.45	\$ 32,190.93	\$ -	\$ 292,359.74
\$ -	\$ 88.15	\$ 82.66	\$ 195.71	\$ 3,773.68	\$ -	\$ 16,457.29
\$ -	\$ -	\$ -	\$ -	\$ -	\$ -	\$ -
\$ 98.00	\$ 13.54	\$ -	\$ 43.70	\$ 56.41	\$ -	\$ 211.65
\$ 98.00	\$ 101.69	\$ 82.66	\$ 239.41	\$ 3,830.09	\$ -	\$ 16,668.94
\$ -	\$ -	\$ -	\$ -	\$ -	\$ -	\$ -
\$ 14.56	\$ 3,869.95	\$ 3,891.71	\$ 12,397.04	\$ 28,360.84	\$ -	\$ 275,690.80

2014-2015	2014-2015	2014-2015	2014-2015	2014-2015	2014-2015	
Amount	Amount	Amount	Amount	Amount	Amount	TOTAL
\$ 7,904.00	\$ -	\$ 298.47	\$ 96.88	\$ 34,709.72	\$ -	\$ 60,365.99
\$ 31,365.72	\$ 240.46	\$ 2,660.47	\$ 2,991.01	\$ 392,627.41	\$ 41,389.73	\$ 725,331.10
\$ 39,269.72	\$ 240.46	\$ 2,958.94	\$ 3,087.89	\$ 427,337.13	\$ 41,389.73	\$ 785,697.09
\$ 39,269.72	\$ 152.31	\$ 2,876.28	\$ 2,822.18	\$ 423,563.45	\$ 41,389.73	\$ 769,169.80
\$ -	\$ -	\$ -	\$ -	\$ -	\$ -	\$ -
\$ -	\$ -	\$ -	\$ -	\$ -	\$ -	\$ -
\$ -	\$ -	\$ -	\$ 70.00	\$ -	\$ -	\$ 70.00
\$ 39,269.72	\$ 152.31	\$ 2,876.28	\$ 2,892.18	\$ 423,563.45	\$ 41,389.73	\$ 769,239.80
\$ -	\$ 88.15	\$ 82.66	\$ 195.71	\$ 3,773.68	\$ -	\$ 16,457.29

SPECIAL REVENUE FUND ACCOUNTS COVERING THE PERIOD JULY 1, 2014, to JUNE 30, 2015
ESTIMATE OF NEEDS FOR 2015-2016

EXHIBIT "I"

Page 2

Special Revenue Fund Accounts:	14 Sheriffs Drug Buy Fund	20 Assessors Cash Fund	27 Juvenile Transport Fund
Schedule 1, Detail of Bond and Coupon Indebtedness as of June 30, 2015	2014-2015	2014-2015	2014-2015
CURRENT YEAR	Amount	Amount	Amount
ASSETS:			
Cash Balance June 30, 2015	\$ 2,068.61	\$ 21,495.48	\$ 3,525.28
Investments	\$ -	\$ -	\$ -
TOTAL ASSETS	\$ 2,068.61	\$ 21,495.48	\$ 3,525.28
LIABILITIES AND RESERVES:			
Warrants Outstanding	\$ -	\$ -	\$ 3,417.89
Reserve for Interest on Warrants	\$ -	\$ -	\$ -
Reserves From Schedule 8	\$ -	\$ -	\$ -
TOTAL LIABILITIES AND RESERVES	\$ -	\$ -	\$ 3,417.89
CASH FUND BALANCE JUNE 30, 2015	\$ 2,068.61	\$ 21,495.48	\$ 107.39
TOTAL LIABILITIES, RESERVES AND CASH FUND BALANCE	\$ 2,068.61	\$ 21,495.48	\$ 3,525.28

Schedule 5, Expenditures Special Revenue Fund Accounts of Current Year	2014-2015	2014-2015	2014-2015
CURRENT YEAR	Amount	Amount	Amount
Cash Balance Reported to Excise Board 6-30-2014	\$ 2,068.61	\$ 19,956.40	\$ 2,463.04
Cash Fund Balance Transferred Out	\$ -	\$ -	\$ -
Cash Fund Balance Transferred In	\$ -	\$ -	\$ -
Adjusted Cash Balance	\$ 2,068.61	\$ 19,956.40	\$ 2,463.04
Ad Valorem Tax Apportioned To Year In Caption	\$ -	\$ -	\$ -
Miscellaneous Revenue (Schedule 4)	\$ -	\$ 2,939.08	\$ 5,631.76
Cash Fund Balance Forward From Preceding Year	\$ -	\$ -	\$ -
Prior Expenditures Recovered	\$ -	\$ -	\$ -
TOTAL RECEIPTS	\$ -	\$ 2,939.08	\$ 5,631.76
TOTAL RECEIPTS AND BALANCE	\$ 2,068.61	\$ 22,895.48	\$ 8,094.80
Warrants of Year in Caption	\$ -	\$ 1,400.00	\$ 4,569.52
Interest Paid Thereon	\$ -	\$ -	\$ -
TOTAL DISBURSEMENTS	\$ -	\$ 1,400.00	\$ 4,569.52
CASH BALANCE JUNE 30, 2015	\$ 2,068.61	\$ 21,495.48	\$ 3,525.28
Reserve for Warrants Outstanding	\$ -	\$ -	\$ 3,417.89
Reserve for Interest on Warrants	\$ -	\$ -	\$ -
Reserves From Schedule 8	\$ -	\$ -	\$ -
TOTAL LIABILITIES AND RESERVE	\$ -	\$ -	\$ 3,417.89
DEFICIT: (Red Figure)	\$ -	\$ -	\$ -
CASH FUND BALANCE FORWARD TO SUCCEEDING YEAR	\$ 2,068.61	\$ 21,495.48	\$ 107.39

Schedule 6, Special Revenue Fund Warrant Accounts of Current Year	2014-2015	2014-2015	2014-2015
CURRENT YEAR	Amount	Amount	Amount
Warrants Outstanding 6-30-2014 of Year in Caption	\$ -	\$ 400.00	\$ 289.70
Warrants Registered During Year	\$ -	\$ 1,000.00	\$ 7,697.71
TOTAL	\$ -	\$ 1,400.00	\$ 7,987.41
Warrants Paid During Year	\$ -	\$ 1,400.00	\$ 4,569.52
Warrants Covered to Bonds or Judgements	\$ -	\$ -	\$ -
Warrants Cancelled	\$ -	\$ -	\$ -
Warrants Estopped by Statute	\$ -	\$ -	\$ -
TOTAL WARRANTS RETIRED	\$ -	\$ 1,400.00	\$ 4,569.52
BALANCE WARRANTS OUTSTANDING JUNE 30, 2015	\$ -	\$ -	\$ 3,417.89

SPECIAL REVENUE FUND ACCOUNTS COVERING THE PERIOD JULY 1, 2014, to JUNE 30, 2015
ESTIMATE OF NEEDS FOR 2015-2016

EXHIBIT "I"

2

26 Clerks RMP Fund	28 Govt. Bldg Aut Fund	32 Court Ck Revolv. Fund	31 Drug Ct Prog Fund	38 Jail Commissary Fund	36 Flood Plain Fund	Total
2014-2015	2014-2015	2014-2015	2014-2015	2014-2015	2014-2015	
Amount	Amount	Amount	Amount	Amount	Amount	
\$ 12,997.73	\$ 208,657.28	\$ 37,360.28	\$ 38,516.34	\$ 19,654.13	\$ 222.45	\$ 344,497.58
\$ -	\$ -	\$ -	\$ -	\$ -	\$ -	\$ -
\$ 12,997.73	\$ 208,657.28	\$ 37,360.28	\$ 38,516.34	\$ 19,654.13	\$ 222.45	\$ 344,497.58
\$ 23.65	\$ 22,812.75	\$ 2,655.20	\$ 5,100.00	\$ 7,756.45	\$ -	\$ 41,765.94
\$ -	\$ -	\$ -	\$ -	\$ -	\$ -	\$ -
\$ -	\$ 69,977.89	\$ 448.00	\$ -	\$ 2,629.83	\$ -	\$ 73,055.72
\$ 23.65	\$ 92,790.64	\$ 3,103.20	\$ 5,100.00	\$ 10,386.28	\$ -	\$ 114,821.66
\$ 12,974.08	\$ 115,866.64	\$ 34,257.08	\$ 33,416.34	\$ 9,267.85	\$ 222.45	\$ 229,675.92
\$ 12,997.73	\$ 208,657.28	\$ 37,360.28	\$ 38,516.34	\$ 19,654.13	\$ 222.45	\$ 344,497.58

2014-2015	2014-2015	2014-2015	2014-2015	2014-2015	2014-2015	TOTAL
Amount	Amount	Amount	Amount	Amount	Amount	
\$ 10,944.34	\$ 136,822.44	\$ 24,654.37	\$ 36,934.96	\$ 8,464.96	\$ 322.45	\$ 242,631.57
\$ -	\$ (277.76)	\$ -	\$ -	\$ -	\$ -	\$ (277.76)
\$ -	\$ -	\$ -	\$ -	\$ -	\$ -	\$ -
\$ 10,944.34	\$ 136,544.68	\$ 24,654.37	\$ 36,934.96	\$ 8,464.96	\$ 322.45	\$ 242,353.81
\$ -	\$ -	\$ -	\$ -	\$ -	\$ -	\$ -
\$ 13,785.00	\$ 1,380,627.70	\$ 31,288.65	\$ 46,698.65	\$ 77,555.94	\$ -	\$ 1,558,526.78
\$ -	\$ -	\$ -	\$ -	\$ -	\$ -	\$ -
\$ -	\$ -	\$ -	\$ -	\$ -	\$ -	\$ -
\$ 13,785.00	\$ 1,380,627.70	\$ 31,288.65	\$ 46,698.65	\$ 77,555.94	\$ -	\$ 1,558,526.78
\$ 24,729.34	\$ 1,517,172.38	\$ 55,943.02	\$ 83,633.61	\$ 86,020.90	\$ 322.45	\$ 1,800,880.59
\$ 11,731.61	\$ 1,308,515.10	\$ 18,582.74	\$ 45,117.27	\$ 66,366.77	\$ 100.00	\$ 1,456,383.01
\$ -	\$ -	\$ -	\$ -	\$ -	\$ -	\$ -
\$ 11,731.61	\$ 1,308,515.10	\$ 18,582.74	\$ 45,117.27	\$ 66,366.77	\$ 100.00	\$ 1,456,383.01
\$ 12,997.73	\$ 208,657.28	\$ 37,360.28	\$ 38,516.34	\$ 19,654.13	\$ 222.45	\$ 344,497.58
\$ 23.65	\$ 22,812.75	\$ 2,655.20	\$ 5,100.00	\$ 7,756.45	\$ -	\$ 41,765.94
\$ -	\$ -	\$ -	\$ -	\$ -	\$ -	\$ -
\$ -	\$ 69,977.89	\$ 448.00	\$ -	\$ 2,629.83	\$ -	\$ 73,055.72
\$ 23.65	\$ 92,790.64	\$ 3,103.20	\$ 5,100.00	\$ 10,386.28	\$ -	\$ 114,821.66
\$ -	\$ -	\$ -	\$ -	\$ -	\$ -	\$ -
\$ 12,974.08	\$ 115,866.64	\$ 34,257.08	\$ 33,416.34	\$ 9,267.85	\$ 222.45	\$ 229,675.92

2014-2015	2014-2015	2014-2015	2014-2015	2014-2015	2014-2015	TOTAL
Amount	Amount	Amount	Amount	Amount	Amount	
\$ 753.30	\$ 24,922.70	\$ 1,155.55	\$ 1,623.31	\$ 2,651.23	\$ -	\$ 31,795.79
\$ 11,001.96	\$ 1,306,405.15	\$ 20,082.39	\$ 48,593.96	\$ 71,516.99	\$ 100.00	\$ 1,466,398.16
\$ 11,755.26	\$ 1,331,327.85	\$ 21,237.94	\$ 50,217.27	\$ 74,168.22	\$ 100.00	\$ 1,498,193.95
\$ 11,731.61	\$ 1,308,515.10	\$ 18,582.74	\$ 45,117.27	\$ 66,366.77	\$ 100.00	\$ 1,456,383.01
\$ -	\$ -	\$ -	\$ -	\$ -	\$ -	\$ -
\$ -	\$ -	\$ -	\$ -	\$ -	\$ -	\$ -
\$ -	\$ -	\$ -	\$ -	\$ 45.00	\$ -	\$ 45.00
\$ 11,731.61	\$ 1,308,515.10	\$ 18,582.74	\$ 45,117.27	\$ 66,411.77	\$ 100.00	\$ 1,456,428.01
\$ 23.65	\$ 22,812.75	\$ 2,655.20	\$ 5,100.00	\$ 7,756.45	\$ -	\$ 41,765.94

S.A.&I. Form 2631R97 Entity: Craig County, 18

See Accountant's Report

Monday, September 07, 2015

SPECIAL REVENUE FUND ACCOUNTS COVERING THE PERIOD JULY 1, 2014, to JUNE 30, 2015
ESTIMATE OF NEEDS FOR 2015-2016

EXHIBIT "I"

Page 3

Special Revenue Fund Accounts:	Gov Bldg Auth Bond Fund	40 Drug Dog Fund	39 Mental Health Fund
Schedule 1, Detail of Bond and Coupon Indebtedness as of June 30, 2015	2014-2015	2014-2015	2014-2015
CURRENT YEAR	Amount	Amount	Amount
ASSETS:			
Cash Balance June 30, 2015	\$ 2,027,053.06	\$ 26.53	\$ 17,384.33
Investments	\$ -	\$ -	\$ -
TOTAL ASSETS	\$ 2,027,053.06	\$ 26.53	\$ 17,384.33
LIABILITIES AND RESERVES:			
Warrants Outstanding	\$ -	\$ -	\$ 8.94
Reserve for Interest on Warrants	\$ -	\$ -	\$ -
Reserves From Schedule 8	\$ -	\$ -	\$ -
TOTAL LIABILITIES AND RESERVES	\$ -	\$ -	\$ 8.94
CASH FUND BALANCE JUNE 30, 2015	\$ 2,027,053.06	\$ 26.53	\$ 17,375.39
TOTAL LIABILITIES, RESERVES AND CASH FUND BALANCE	\$ 2,027,053.06	\$ 26.53	\$ 17,384.33

Schedule 5, Expenditures Special Revenue Fund Accounts of Current Year	2014-2015	2014-2015	2014-2015
CURRENT YEAR	Amount	Amount	Amount
Cash Balance Reported to Excise Board 6-30-2014	\$ 2,064,116.47	\$ 26.53	\$ 9,041.85
Cash Fund Balance Transferred Out	\$ -	\$ -	\$ -
Cash Fund Balance Transferred In	\$ 277.76	\$ -	\$ -
Adjusted Cash Balance	\$ 2,064,394.23	\$ 26.53	\$ 9,041.85
Ad Valorem Tax Apportioned To Year In Caption	\$ -	\$ -	\$ -
Miscellaneous Revenue (Schedule 4)	\$ 471,143.02	\$ -	\$ 20,082.42
Cash Fund Balance Forward From Preceding Year	\$ -	\$ -	\$ -
Prior Expenditures Recovered	\$ -	\$ -	\$ -
TOTAL RECEIPTS	\$ 471,143.02	\$ -	\$ 20,082.42
TOTAL RECEIPTS AND BALANCE	\$ 2,535,537.25	\$ 26.53	\$ 29,124.27
Warrants of Year in Caption	\$ 508,484.19	\$ -	\$ 11,739.94
Interest Paid Thereon	\$ -	\$ -	\$ -
TOTAL DISBURSEMENTS	\$ 508,484.19	\$ -	\$ 11,739.94
CASH BALANCE JUNE 30, 2015	\$ 2,027,053.06	\$ 26.53	\$ 17,384.33
Reserve for Warrants Outstanding	\$ -	\$ -	\$ 8.94
Reserve for Interest on Warrants	\$ -	\$ -	\$ -
Reserves From Schedule 8	\$ -	\$ -	\$ -
TOTAL LIABILITIES AND RESERVE	\$ -	\$ -	\$ 8.94
DEFICIT: (Red Figure)	\$ -	\$ -	\$ -
CASH FUND BALANCE FORWARD TO SUCCEEDING YEAR	\$ 2,027,053.06	\$ 26.53	\$ 17,375.39

Schedule 6, Special Revenue Fund Warrant Accounts of Current Year	2014-2015	2014-2015	2014-2015
CURRENT YEAR	Amount	Amount	Amount
Warrants Outstanding 6-30-2014 of Year in Caption	\$ -	\$ -	\$ 1,443.25
Warrants Registered During Year	\$ 508,484.19	\$ -	\$ 10,305.63
TOTAL	\$ 508,484.19	\$ -	\$ 11,748.88
Warrants Paid During Year	\$ 508,484.19	\$ -	\$ 11,739.94
Warrants Covered to Bonds or Judgements	\$ -	\$ -	\$ -
Warrants Cancelled	\$ -	\$ -	\$ -
Warrants Estopped by Statute	\$ -	\$ -	\$ -
TOTAL WARRANTS RETIRED	\$ 508,484.19	\$ -	\$ 11,739.94
BALANCE WARRANTS OUTSTANDING JUNE 30, 2015	\$ -	\$ -	\$ 8.94

SPECIAL REVENUE FUND ACCOUNTS COVERING THE PERIOD JULY 1, 2014, to JUNE 30, 2015
ESTIMATE OF NEEDS FOR 2015-2016

EXHIBIT "I"

42 Communication Fund	30 Ambulance Fund	Grant 560 Excess Resale Fund	46 CCEM - 2 Fund	47 Sher. Litter Rew. Fund	48 CBRIF Fund	
2014-2015	2014-2015	2014-2015	2014-2015	2014-2015	2014-2015	Total
Amount	Amount	Amount	Amount	Amount	Amount	
\$ 4.63	\$ -	\$ 73,202.69	\$ 7,409.23	\$ 311.25	\$ 1,036,990.16	\$ 3,162,381.88
\$ -	\$ -	\$ -	\$ -	\$ -	\$ -	\$ -
\$ 4.63	\$ -	\$ 73,202.69	\$ 7,409.23	\$ 311.25	\$ 1,036,990.16	\$ 3,162,381.88
\$ -	\$ -	\$ -	\$ 306.57	\$ -	\$ 3,750.00	\$ 4,065.51
\$ -	\$ -	\$ -	\$ -	\$ -	\$ -	\$ -
\$ -	\$ -	\$ -	\$ 1,973.55	\$ -	\$ -	\$ 1,973.55
\$ -	\$ -	\$ -	\$ 2,280.12	\$ -	\$ 3,750.00	\$ 6,039.06
\$ 4.63	\$ -	\$ 73,202.69	\$ 5,129.11	\$ 311.25	\$ 1,033,240.16	\$ 3,156,342.82
\$ 4.63	\$ -	\$ 73,202.69	\$ 7,409.23	\$ 311.25	\$ 1,036,990.16	\$ 3,162,381.88

2014-2015	2014-2015	2014-2015	2014-2015	2014-2015	2014-2015	TOTAL
Amount	Amount	Amount	Amount	Amount	Amount	
\$ 4.63	\$ 79,988.00	\$ 11,827.12	\$ 14,318.77	\$ 111.25	\$ 1,265,525.60	\$ 3,444,960.22
\$ -	\$ -	\$ (7,729.17)	\$ -	\$ -	\$ -	\$ (7,729.17)
\$ -	\$ -	\$ -	\$ -	\$ -	\$ -	\$ 277.76
\$ 4.63	\$ 79,988.00	\$ 4,097.95	\$ 14,318.77	\$ 111.25	\$ 1,265,525.60	\$ 3,437,508.81
\$ -	\$ -	\$ -	\$ -	\$ -	\$ -	\$ -
\$ -	\$ -	\$ 69,495.53	\$ 20,992.94	\$ 200.00	\$ 359,102.22	\$ 941,016.13
\$ -	\$ -	\$ -	\$ -	\$ -	\$ -	\$ -
\$ -	\$ -	\$ 69,495.53	\$ 20,992.94	\$ 200.00	\$ 359,102.22	\$ 941,016.13
\$ 4.63	\$ 79,988.00	\$ 73,593.48	\$ 35,311.71	\$ 311.25	\$ 1,624,627.82	\$ 4,378,524.94
\$ -	\$ 79,988.00	\$ 390.79	\$ 27,902.48	\$ -	\$ 587,637.66	\$ 1,216,143.06
\$ -	\$ -	\$ -	\$ -	\$ -	\$ -	\$ -
\$ -	\$ 79,988.00	\$ 390.79	\$ 27,902.48	\$ -	\$ 587,637.66	\$ 1,216,143.06
\$ 4.63	\$ -	\$ 73,202.69	\$ 7,409.23	\$ 311.25	\$ 1,036,990.16	\$ 3,162,381.88
\$ -	\$ -	\$ -	\$ 306.57	\$ -	\$ 3,750.00	\$ 4,065.51
\$ -	\$ -	\$ -	\$ -	\$ -	\$ -	\$ -
\$ -	\$ -	\$ -	\$ 1,973.55	\$ -	\$ -	\$ 1,973.55
\$ -	\$ -	\$ -	\$ 2,280.12	\$ -	\$ 3,750.00	\$ 6,039.06
\$ -	\$ -	\$ -	\$ -	\$ -	\$ -	\$ -
\$ 4.63	\$ -	\$ 73,202.69	\$ 5,129.11	\$ 311.25	\$ 1,033,240.16	\$ 3,156,342.82

2014-2015	2014-2015	2014-2015	2014-2015	2014-2015	2014-2015	TOTAL
Amount	Amount	Amount	Amount	Amount	Amount	
\$ -	\$ -	\$ -	\$ 1,430.47	\$ -	\$ 6,133.93	\$ 9,007.65
\$ -	\$ 79,988.00	\$ 390.79	\$ 26,778.58	\$ -	\$ 585,253.73	\$ 1,211,200.92
\$ -	\$ 79,988.00	\$ 390.79	\$ 28,209.05	\$ -	\$ 591,387.66	\$ 1,220,208.57
\$ -	\$ 79,988.00	\$ 390.79	\$ 27,902.48	\$ -	\$ 587,637.66	\$ 1,216,143.06
\$ -	\$ -	\$ -	\$ -	\$ -	\$ -	\$ -
\$ -	\$ -	\$ -	\$ -	\$ -	\$ -	\$ -
\$ -	\$ -	\$ -	\$ -	\$ -	\$ -	\$ -
\$ -	\$ 79,988.00	\$ 390.79	\$ 27,902.48	\$ -	\$ 587,637.66	\$ 1,216,143.06
\$ -	\$ -	\$ -	\$ 306.57	\$ -	\$ 3,750.00	\$ 4,065.51

SPECIAL REVENUE FUND ACCOUNTS COVERING THE PERIOD JULY 1, 2014, to JUNE 30, 2015
ESTIMATE OF NEEDS FOR 2015-2016

EXHIBIT "I"

Page 4

Special Revenue Fund Accounts:	52 Sheriff Estray Anima Fund	50 Local Emerg. Plans Fund	51 - 911 Fee Collection Fund
Schedule 1, Detail of Bond and Coupon Indebtedness as of June 30, 2015	2014-2015	2014-2015	2014-2015
CURRENT YEAR	Amount	Amount	Amount
ASSETS:			
Cash Balance June 30, 2015	\$ 3.54	\$ 200.85	\$ 2,692.94
Investments	\$ -	\$ -	\$ -
TOTAL ASSETS	\$ 3.54	\$ 200.85	\$ 2,692.94
LIABILITIES AND RESERVES:			
Warrants Outstanding	\$ -	\$ -	\$ -
Reserve for Interest on Warrants	\$ -	\$ -	\$ -
Reserves From Schedule 8	\$ -	\$ -	\$ 1,390.13
TOTAL LIABILITIES AND RESERVES	\$ -	\$ -	\$ 1,390.13
CASH FUND BALANCE JUNE 30, 2015	\$ 3.54	\$ 200.85	\$ 1,302.81
TOTAL LIABILITIES, RESERVES AND CASH FUND BALANCE	\$ 3.54	\$ 200.85	\$ 2,692.94

Schedule 5, Expenditures Special Revenue Fund Accounts of Current Year	2014-2015	2014-2015	2014-2015
CURRENT YEAR	Amount	Amount	Amount
Cash Balance Reported to Excise Board 6-30-2014	\$ 3.54	\$ 175.05	\$ 1,081.52
Cash Fund Balance Transferred Out	\$ -	\$ -	\$ -
Cash Fund Balance Transferred In	\$ -	\$ -	\$ -
Adjusted Cash Balance	\$ 3.54	\$ 175.05	\$ 1,081.52
Ad Valorem Tax Apportioned To Year In Caption	\$ -	\$ -	\$ -
Miscellaneous Revenue (Schedule 4)	\$ -	\$ 1,170.54	\$ 14,953.37
Cash Fund Balance Forward From Preceding Year	\$ -	\$ -	\$ -
Prior Expenditures Recovered	\$ -	\$ -	\$ -
TOTAL RECEIPTS	\$ -	\$ 1,170.54	\$ 14,953.37
TOTAL RECEIPTS AND BALANCE	\$ 3.54	\$ 1,345.59	\$ 16,034.89
Warrants of Year in Caption	\$ -	\$ 1,144.74	\$ 13,341.95
Interest Paid Thereon	\$ -	\$ -	\$ -
TOTAL DISBURSEMENTS	\$ -	\$ 1,144.74	\$ 13,341.95
CASH BALANCE JUNE 30, 2015	\$ 3.54	\$ 200.85	\$ 2,692.94
Reserve for Warrants Outstanding	\$ -	\$ -	\$ -
Reserve for Interest on Warrants	\$ -	\$ -	\$ -
Reserves From Schedule 8	\$ -	\$ -	\$ 1,390.13
TOTAL LIABILITIES AND RESERVE	\$ -	\$ -	\$ 1,390.13
DEFICIT: (Red Figure)	\$ -	\$ -	\$ -
CASH FUND BALANCE FORWARD TO SUCCEEDING YEAR	\$ 3.54	\$ 200.85	\$ 1,302.81

Schedule 6, Special Revenue Fund Warrant Accounts of Current Year	2014-2015	2014-2015	2014-2015
CURRENT YEAR	Amount	Amount	Amount
Warrants Outstanding 6-30-2014 of Year in Caption	\$ -	\$ -	\$ -
Warrants Registered During Year	\$ -	\$ 1,144.74	\$ 13,341.95
TOTAL	\$ -	\$ 1,144.74	\$ 13,341.95
Warrants Paid During Year	\$ -	\$ 1,144.74	\$ 13,341.95
Warrants Converted to Bonds or Judgements	\$ -	\$ -	\$ -
Warrants Cancelled	\$ -	\$ -	\$ -
Warrants Estopped by Statute	\$ -	\$ -	\$ -
TOTAL WARRANTS RETIRED	\$ -	\$ 1,144.74	\$ 13,341.95
BALANCE WARRANTS OUTSTANDING JUNE 30, 2015	\$ -	\$ -	\$ -

SPECIAL REVENUE FUND ACCOUNTS COVERING THE PERIOD JULY 1, 2014, to JUNE 30, 2015
ESTIMATE OF NEEDS FOR 2015-2016

EXHIBIT "I"

Cities & Towns Fund	Indpend. School Dist Fund	NEO Vo-Tech Fund	Unappropriated Tax: Fund	EMS Fund	53 Craig Co EFA Fund	Total
2014-2015	2014-2015	2014-2015	2014-2015	2014-2015	2014-2015	
Amount	Amount	Amount	Amount	Amount	Amount	Total
\$ 16,949.91	\$ 74,316.15	\$ 6,706.70	\$ -	\$ -	\$ 17,855.00	\$ 118,725.09
\$ -	\$ -	\$ -	\$ -	\$ -	\$ -	\$ -
\$ 16,949.91	\$ 74,316.15	\$ 6,706.70	\$ -	\$ -	\$ 17,855.00	\$ 118,725.09
\$ -	\$ -	\$ -	\$ -	\$ -	\$ -	\$ -
\$ -	\$ -	\$ -	\$ -	\$ -	\$ -	\$ 1,390.13
\$ -	\$ -	\$ -	\$ -	\$ -	\$ -	\$ 1,390.13
\$ 16,949.91	\$ 74,316.15	\$ 6,706.70	\$ -	\$ -	\$ 17,855.00	\$ 117,334.96
\$ 16,949.91	\$ 74,316.15	\$ 6,706.70	\$ -	\$ -	\$ 17,855.00	\$ 118,725.09

2014-2015	2014-2015	2014-2015	2014-2015	2014-2015	2014-2015	TOTAL
Amount	Amount	Amount	Amount	Amount	Amount	TOTAL
\$ 14,799.57	\$ 59,852.60	\$ 10,955.82	\$ -	\$ -	\$ 12,570.00	\$ 99,438.10
\$ -	\$ -	\$ -	\$ -	\$ -	\$ -	\$ -
\$ -	\$ -	\$ -	\$ -	\$ -	\$ -	\$ -
\$ 14,799.57	\$ 59,852.60	\$ 10,955.82	\$ -	\$ -	\$ 12,570.00	\$ 99,438.10
\$ -	\$ -	\$ -	\$ -	\$ -	\$ -	\$ -
\$ 156,272.81	\$ 5,076,543.28	\$ 899,960.93	\$ -	\$ 32.52	\$ 6,285.00	\$ 6,155,218.45
\$ -	\$ -	\$ -	\$ -	\$ -	\$ -	\$ -
\$ -	\$ -	\$ -	\$ -	\$ -	\$ -	\$ -
\$ 156,272.81	\$ 5,076,543.28	\$ 899,960.93	\$ -	\$ 32.52	\$ 6,285.00	\$ 6,155,218.45
\$ 171,072.38	\$ 5,136,395.88	\$ 910,916.75	\$ -	\$ 32.52	\$ 18,855.00	\$ 6,254,656.55
\$ 154,122.47	\$ 5,062,079.73	\$ 904,210.05	\$ -	\$ 32.52	\$ 1,000.00	\$ 6,135,931.46
\$ -	\$ -	\$ -	\$ -	\$ -	\$ -	\$ -
\$ 154,122.47	\$ 5,062,079.73	\$ 904,210.05	\$ -	\$ 32.52	\$ 1,000.00	\$ 6,135,931.46
\$ 16,949.91	\$ 74,316.15	\$ 6,706.70	\$ -	\$ -	\$ 17,855.00	\$ 118,725.09
\$ -	\$ -	\$ -	\$ -	\$ -	\$ -	\$ -
\$ -	\$ -	\$ -	\$ -	\$ -	\$ -	\$ -
\$ -	\$ -	\$ -	\$ -	\$ -	\$ -	\$ 1,390.13
\$ -	\$ -	\$ -	\$ -	\$ -	\$ -	\$ 1,390.13
\$ -	\$ -	\$ -	\$ -	\$ -	\$ -	\$ -
\$ 16,949.91	\$ 74,316.15	\$ 6,706.70	\$ -	\$ -	\$ 17,855.00	\$ 117,334.96

2014-2015	2014-2015	2014-2015	2014-2015	2014-2015	2014-2015	TOTAL
Amount	Amount	Amount	Amount	Amount	Amount	TOTAL
\$ -	\$ -	\$ -	\$ -	\$ -	\$ -	\$ -
\$ 154,122.47	\$ 5,062,079.73	\$ 904,210.05	\$ -	\$ 32.52	\$ 1,000.00	\$ 6,135,931.46
\$ 154,122.47	\$ 5,062,079.73	\$ 904,210.05	\$ -	\$ 32.52	\$ 1,000.00	\$ 6,135,931.46
\$ 154,122.47	\$ 5,062,079.73	\$ 904,210.05	\$ -	\$ 32.52	\$ 1,000.00	\$ 6,135,931.46
\$ -	\$ -	\$ -	\$ -	\$ -	\$ -	\$ -
\$ -	\$ -	\$ -	\$ -	\$ -	\$ -	\$ -
\$ -	\$ -	\$ -	\$ -	\$ -	\$ -	\$ -
\$ 154,122.47	\$ 5,062,079.73	\$ 904,210.05	\$ -	\$ 32.52	\$ 1,000.00	\$ 6,135,931.46
\$ -	\$ -	\$ -	\$ -	\$ -	\$ -	\$ -

SPECIAL REVENUE FUND ACCOUNTS COVERING THE PERIOD JULY 1, 2014, to JUNE 30, 2015
ESTIMATE OF NEEDS FOR 2015-2016

EXHIBIT "I"

Page 5

Special Revenue Fund Accounts:	43 Sheriff JDA Fund	Protest Tax 2013 Fund	Protest Tax Int 2013 Fund
Schedule 1, Detail of Bond and Coupon Indebtedness as of June 30, 2015	2014-2015	2014-2015	2014-2015
CURRENT YEAR	Amount	Amount	Amount
ASSETS:			
Cash Balance June 30, 2015	\$ 3,175.49	\$ 95,517.00	\$ 825.81
Investments	\$ -	\$ -	\$ -
TOTAL ASSETS	\$ 3,175.49	\$ 95,517.00	\$ 825.81
LIABILITIES AND RESERVES:			
Warrants Outstanding	\$ -	\$ -	\$ -
Reserve for Interest on Warrants	\$ -	\$ -	\$ -
Reserves From Schedule 8	\$ -	\$ -	\$ -
TOTAL LIABILITIES AND RESERVES	\$ -	\$ -	\$ -
CASH FUND BALANCE JUNE 30, 2015	\$ 3,175.49	\$ 95,517.00	\$ 825.81
TOTAL LIABILITIES, RESERVES AND CASH FUND BALANCE	\$ 3,175.49	\$ 95,517.00	\$ 825.81

Schedule 5, Expenditures Special Revenue Fund Accounts of Current Year	2014-2015	2014-2015	2014-2015
CURRENT YEAR	Amount	Amount	Amount
Cash Balance Reported to Excise Board 6-30-2014	\$ 3,175.49	\$ 54,171.00	\$ 118.73
Cash Fund Balance Transferred Out	\$ -	\$ -	\$ -
Cash Fund Balance Transferred In	\$ -	\$ 41,346.00	\$ -
Adjusted Cash Balance	\$ 3,175.49	\$ 95,517.00	\$ 118.73
Ad Valorem Tax Apportioned To Year In Caption	\$ -	\$ -	\$ -
Miscellaneous Revenue (Schedule 4)	\$ -	\$ -	\$ 707.08
Cash Fund Balance Forward From Preceding Year	\$ -	\$ -	\$ -
Prior Expenditures Recovered	\$ -	\$ -	\$ -
TOTAL RECEIPTS	\$ -	\$ -	\$ 707.08
TOTAL RECEIPTS AND BALANCE	\$ 3,175.49	\$ 95,517.00	\$ 825.81
Warrants of Year in Caption	\$ -	\$ -	\$ -
Interest Paid Thereon	\$ -	\$ -	\$ -
TOTAL DISBURSEMENTS	\$ -	\$ -	\$ -
CASH BALANCE JUNE 30, 2015	\$ 3,175.49	\$ 95,517.00	\$ 825.81
Reserve for Warrants Outstanding	\$ -	\$ -	\$ -
Reserve for Interest on Warrants	\$ -	\$ -	\$ -
Reserves From Schedule 8	\$ -	\$ -	\$ -
TOTAL LIABILITIES AND RESERVE	\$ -	\$ -	\$ -
DEFICIT: (Red Figure)	\$ -	\$ -	\$ -
CASH FUND BALANCE FORWARD TO SUCCEEDING YEAR	\$ 3,175.49	\$ 95,517.00	\$ 825.81

Schedule 6, Special Revenue Fund Warrant Accounts of Current Year	2014-2015	2014-2015	2014-2015
CURRENT YEAR	Amount	Amount	Amount
Warrants Outstanding 6-30-2014 of Year in Caption	\$ -	\$ -	\$ -
Warrants Registered During Year	\$ -	\$ -	\$ -
TOTAL	\$ -	\$ -	\$ -
Warrants Paid During Year	\$ -	\$ -	\$ -
Warrants Covered to Bonds or Judgements	\$ -	\$ -	\$ -
Warrants Cancelled	\$ -	\$ -	\$ -
Warrants Estopped by Statute	\$ -	\$ -	\$ -
TOTAL WARRANTS RETIRED	\$ -	\$ -	\$ -
BALANCE WARRANTS OUTSTANDING JUNE 30, 2015	\$ -	\$ -	\$ -

SPECIAL REVENUE FUND ACCOUNTS COVERING THE PERIOD JULY 1, 2014, to JUNE 30, 2015
ESTIMATE OF NEEDS FOR 2015-2016

EXHIBIT "I"

56 Vinita PS Grant Fund 2014-2015 Amount	57 Craig GH Grant Fund 2014-2015 Amount	Fund 2014-2015 Amount	Fund 2014-2015 Amount	Fund 2014-2015 Amount	Fund 2014-2015 Amount	Total
\$ -	\$ -	\$ -	\$ -	\$ -	\$ -	\$ 99,518.30
\$ -	\$ -	\$ -	\$ -	\$ -	\$ -	\$ -
\$ -	\$ -	\$ -	\$ -	\$ -	\$ -	\$ 99,518.30
\$ -	\$ -	\$ -	\$ -	\$ -	\$ -	\$ -
\$ -	\$ -	\$ -	\$ -	\$ -	\$ -	\$ -
\$ -	\$ -	\$ -	\$ -	\$ -	\$ -	\$ -
\$ -	\$ -	\$ -	\$ -	\$ -	\$ -	\$ -
\$ -	\$ -	\$ -	\$ -	\$ -	\$ -	\$ 99,518.30
\$ -	\$ -	\$ -	\$ -	\$ -	\$ -	\$ 99,518.30

2014-2015 Amount	2014-2015 Amount	2014-2015 Amount	2014-2015 Amount	2014-2015 Amount	2014-2015 Amount	TOTAL
\$ -	\$ -	\$ -	\$ -	\$ -	\$ -	\$ 57,465.22
\$ -	\$ -	\$ -	\$ -	\$ -	\$ -	\$ -
\$ -	\$ -	\$ -	\$ -	\$ -	\$ -	\$ 41,346.00
\$ -	\$ -	\$ -	\$ -	\$ -	\$ -	\$ 98,811.22
\$ -	\$ -	\$ -	\$ -	\$ -	\$ -	\$ -
\$ 26,350.23	\$ -	\$ -	\$ -	\$ -	\$ -	\$ 27,057.31
\$ -	\$ -	\$ -	\$ -	\$ -	\$ -	\$ -
\$ -	\$ -	\$ -	\$ -	\$ -	\$ -	\$ -
\$ 26,350.23	\$ -	\$ -	\$ -	\$ -	\$ -	\$ 27,057.31
\$ 26,350.23	\$ -	\$ -	\$ -	\$ -	\$ -	\$ 125,868.53
\$ 26,350.23	\$ -	\$ -	\$ -	\$ -	\$ -	\$ 26,350.23
\$ -	\$ -	\$ -	\$ -	\$ -	\$ -	\$ -
\$ 26,350.23	\$ -	\$ -	\$ -	\$ -	\$ -	\$ 26,350.23
\$ -	\$ -	\$ -	\$ -	\$ -	\$ -	\$ 99,518.30
\$ -	\$ -	\$ -	\$ -	\$ -	\$ -	\$ -
\$ -	\$ -	\$ -	\$ -	\$ -	\$ -	\$ -
\$ -	\$ -	\$ -	\$ -	\$ -	\$ -	\$ -
\$ -	\$ -	\$ -	\$ -	\$ -	\$ -	\$ -
\$ -	\$ -	\$ -	\$ -	\$ -	\$ -	\$ -
\$ -	\$ -	\$ -	\$ -	\$ -	\$ -	\$ 99,518.30

2014-2015 Amount	2014-2015 Amount	2014-2015 Amount	2014-2015 Amount	2014-2015 Amount	2014-2015 Amount	TOTAL
\$ -	\$ -	\$ -	\$ -	\$ -	\$ -	\$ -
\$ 26,350.23	\$ 50,000.00	\$ -	\$ -	\$ -	\$ -	\$ 76,350.23
\$ 26,350.23	\$ 50,000.00	\$ -	\$ -	\$ -	\$ -	\$ 76,350.23
\$ 26,350.23	\$ 50,000.00	\$ -	\$ -	\$ -	\$ -	\$ 76,350.23
\$ -	\$ -	\$ -	\$ -	\$ -	\$ -	\$ -
\$ -	\$ -	\$ -	\$ -	\$ -	\$ -	\$ -
\$ -	\$ -	\$ -	\$ -	\$ -	\$ -	\$ -
\$ 26,350.23	\$ 50,000.00	\$ -	\$ -	\$ -	\$ -	\$ 76,350.23
\$ -	\$ -	\$ -	\$ -	\$ -	\$ -	\$ -

CERTIFICATE OF EXCISE BOARD
ESTIMATE OF NEEDS FOR 2015-2016

COUNTY OF CRAIG, STATE OF OKLAHOMA

We, the members of the Excise Board of said County and State, do hereby certify that we have examined the foregoing estimates of proposed current expenses for the ensuing fiscal year as filed with the Board of County Commissioners, and those directly under, or in contractual relationship with, the Board of County Commissioners; we have ascertained from the Financial Statements submitted therewith the amount of Surplus Balances of Cash on Hand; we have considered the uncollected ad valorem taxes of the previous year or years; and we have ascertained that the probable Income estimated to be collected from all sources other than ad valorem taxation may reasonably be expected as a revenue for the ensuing fiscal year, and that the same does not exceed 90% of the actual collection from such sources for the previous fiscal year.

In so doing, we have diligently performed the duties imposed upon the Excise Board by 68 O.S. 1991 Section 3007, (1) ascertaining that the financial statements, as to statistics therein contained reflect the true fiscal condition at the close of the fiscal year, or caused the same to be corrected so to show; (2) struck from the estimate of needs so submitted any items not authorized by law and reduced to the sum authorized by law any items restricted by statute as to the amount lawfully expendable therefore; (3) supplemented such estimate, after proper publication, by an estimate of needs prepared by this Excise Board to make provision for mandatory governmental functions where the estimate submitted wholly failed or was deemed inadequate to fulfill the mandate of the Constitutions or of the Legislature; (4) computed the total means available to each fund in the manner provided; and (5) then and only thereafter. -

Accordingly, we have and do hereby appropriate the Surplus Balances of Cash on Hand, and the Revenues and Levies hereinafter set forth for each Fund to the several and specific purposes named in such estimates, by each, to the intent and purpose that CONSTITUTIONAL GOVERNMENTAL FUNCTIONS shall be first assured and provided for, and subsequently to provide for Legislative Governmental Functions insofar as to the available Surpluses, Revenues and Levies will permit; and we have provided also that the Levies are in excess of the amount appropriated to needs after deducting the surplus cash balance on hand, and Estimated Revenues other than tax, by the percentage and amount or reserve for delinquent tax as hereinafter set forth, which we have determined in the manner provided by law.

We further certify that we have examined the within statements of account and estimated needs or requirements of the Governing Board of 2014 County, in relation to the Sinking Fund or Funds thereof, and after finding the same correct or having caused the same to be corrected pursuant to 68 O. S. 1991 Section 3009, have approved the requirements therefor to fulfill the conditions of Section 26 and 28 of Article 10, Oklahoma Constitution, and have made and certified a tax levy therefor to the extent of the excess of said total requirements over the total of items 2, 3, 6, and 12 of Exhibit "Y" (Page 2) and any other legal deduction, including a reserve of 5% for delinquent taxes.

See Accountant's Report

CERTIFICATE OF EXCISE BOARD
ESTIMATE OF NEEDS FOR 2015-2016

EXHIBIT "Y"					
County Excise Board's Appropriation of Income and Revenue	General Fund	Building Fund	Co-op Fund	Industrial Bonds	Sinking Fund (Exc. Homesteads)
Appropriation Approved & Provision Made	\$ 3,903,384.26	\$ -	\$ -	\$ -	\$ -
Appropriation of Revenues	\$ -	\$ -	\$ -	\$ -	\$ -
Excess of Assets Over Liabilities	\$ 1,265,665.46	\$ -	\$ -	\$ -	\$ 1,005.04
Unclaimed Protest Tax Refunds	\$ -	\$ -	\$ -	\$ -	\$ -
Miscellaneous Estimated Revenues	\$ 1,860,761.57	\$ -	\$ -	\$ -	\$ -
Est. Value of Surplus Tax in Process	\$ -	\$ -	\$ -	\$ -	\$ -
Sinking Fund Contributions	\$ -	\$ -	\$ -	\$ -	\$ -
Surplus Building Fund Cash	\$ -	\$ -	\$ -	\$ -	\$ -
Total Other Than 2014 Tax	\$ 3,126,427.03	\$ -	\$ -	\$ -	\$ 1,005.04
Balance Required	\$ 776,957.23	\$ -	\$ -	\$ -	\$ -
Add 10% for Delinquency	\$ 77,695.72	\$ -	\$ -	\$ -	\$ -
Total Required for 2014 Tax	\$ 854,652.95	\$ -	\$ -	\$ -	\$ -
Rate of Levy Required and Certified (in Mills)	10.37	0.00	0.00	0.00	0.00

We further certify that the net assessed valuation of the Property, subject to ad valorem taxes, after the amount of all Homestead Exemptions deducted in the said County as finally equalized and certified by the State Board of Equalization for the current year 2015-2016 is as follows:

VALUATION AND LEVIES EXCLUDING HOMESTEADS				
County	Real	Personal	Public Service	Total
Total Valuation,	\$ 58,720,700.00	\$10,218,368.00	\$13,476,838.00	\$82,415,906.00

and that the assessed valuations herein certified have been used in computing the rates of mill levies and the proceeds thereof appropriated as aforesaid; and that having ascertained as aforesaid, the aggregate amount to be raised by ad valorem taxation, we thereupon made the levies therefor as provided by law as follows:

General Fund 10.37 Mills; Building Fund 0.00 Mills Sinking Fund 0.00 Mills; Sub-Total 10.37 Mills;

Free Fair Budget Account (Levy Per Applicable Statute)	0.00 Mills;
Free Fair Improvement Budget Account (Net Proceeds of 1.00 Mill)	0.00 Mills;
Free Fair Additional Improvement Budget Account (Net Proceeds of 1.00 Mill)	0.00 Mills;
Library Budget Account (Net Proceeds of 1/2 of 1.00 Mill)	0.00 Mills;
Cooperative County/City-County Library Budget Account (1.00 to 4.00 Mills)	0.00 Mills;
County Cemetery (Prior To Aug. 15, 1933) Budget Account (Net Proceeds of 1/5 of 1.00 Mill)	0.00 Mills;
Public Buildings Budget Account (Not To Exceed 5.00 Mills)	0.00 Mills;
County Health Fund (Not To Exceed 2.50 Mills)	2.59 Mills;
Emergency Medical Service (Not To Exceed 3.00 Mills)	0.00 Mills;
Total County Levies	12.96 Mills;
County Wide Levy For Schools (4.00 Mills)	4.15 Mills;
Total County Wide Levy	17.11 Mills;

and we do hereby order the above levies to be certified forthwith by the Secretary of this Board to the County Assessor of said County, in order that the County Assessor may immediately extend said levies upon the Tax Rolls for the year 2016 without regard to any protest that may be filed against any levies, as required by 68 O. S. 1991, Section 2869.

Dated at Vinita, Oklahoma, this 8 day of September, 2015.

Nancy Cochran
Excise Board Member

Excise Board Member

[Signature]
Excise Board Chairman

[Signature]
Excise Board Secretary

CRAIG COUNTY, 18
STATISTICAL DATA
FISCAL YEAR 2014-2015

Total Valuation

Total Gross Valuation Real Property	\$	62,806,030.00
Total Homestead Exemption	\$	<u>4,085,330.00</u>
Total Real Property	\$	58,720,700.00
Total Personal Property	\$	10,218,368.00
Total Public Service Property	\$	<u>13,476,838.00</u>
Total Valuation of Property	\$	<u><u>82,415,906.00</u></u>

See Accountant's Report

PUBLICATION SHEET - CRAIG COUNTY, OKLAHOMA
 FINANCIAL STATEMENT OF THE VARIUS FUNDS FOR THE FISCAL YEAR ENDING JUNE 30, 2015, AND ESTIMATE OF NEEDS
 FOR THE FISCAL YEAR ENDING JUNE 30, 2016, OF THE GOVERNING BOARD OF
 CRAIG COUNTY, OKLAHOMA

EXHIBIT "Z"

Page 1

STATEMENT OF FINANCIAL CONDITION AS OF JUNE 30, 2015	GENERAL FUND	BUILDING FUND	CO-OP FUND	HEALTH FUND
	Detail	Detail	Detail	Detail
ASSETS:				
Cash Balance June 30, 2015	\$ 1,409,334.26	\$ -	\$ -	\$ 523,005.83
Investments	\$ -	\$ -	\$ -	\$ -
TOTAL ASSETS	\$ 1,409,334.26	\$ -	\$ -	\$ 523,005.83
LIABILITIES AND RESERVES:				
Warrants Outstanding	\$ 86,500.51	\$ -	\$ -	\$ 30,003.03
Reserve for Interest on Warrants	\$ -	\$ -	\$ -	\$ -
Reserves From Schedule 8	\$ 57,168.29	\$ -	\$ -	\$ 2,132.14
TOTAL LIABILITIES AND RESERVES	\$ 143,668.80	\$ -	\$ -	\$ 32,135.17
CASH FUND BALANCE (Deficit) JUNE 30, 2015	\$ 1,265,665.46	\$ -	\$ -	\$ 490,870.66

ESTIMATED NEEDS FOR FISCAL YEAR ENDING JUNE 30, 2015

GENERAL FUND	GENERAL FUND	SINKING FUND BALANCE SHEET	SINKING FUND
Current Expense	\$ 3,878,219.73	1. Cash Balance on Hand June 30, 2015	\$ 346.74
Reserve for Int. on Warrants & Revaluation	\$ 25,164.53	2. Legal Investments Properly Maturing	\$ -
Total Required	\$ 3,903,384.26	3. Judgments Paid to Recover by Tax Levy	\$ -
FINANCED		4. Total Liquid Assets	\$ 346.74
Cash Fund Balance	\$ 1,265,665.46	Deduct Matured Indebtedness:	
Estimated Miscellaneous Revenue	\$ 1,860,761.57	5. a. Past-Due Coupons	\$ -
Total Deductions	\$ 3,126,427.03	6. b. Interest Accrued Thereon	\$ -
Balance to Raise from Ad Valorem Tax	\$ 776,957.23	7. c. Past-Due Bonds	\$ -
ESTIMATED MISCELLANEOUS REVENUE:		8. d. Interest Thereon After Last Coupon	\$ -
1000 Charges for Services	\$ 99,238.53	9. e. Fiscal Agency Commissions on Above	\$ -
2000 Local Sources of Revenue	\$ 179,642.07	10. f. Judgments and Int. Levied for/Unpaid	\$ -
3000 State Sources of Revenue	\$ 1,544,070.90	11. Total Items a. Through f.	\$ -
4000 Federal Sources of Revenue	\$ -	12. Balance of Assets Subject to Accruals	\$ 346.74
5000 Miscellaneous Revenue	\$ 37,810.07	Deduct Accrual Reserve If Assets Sufficient:	
6111 Contributions from Other Funds	\$ -	13. g. Earned Unmatured Interest	\$ -
Total Estimated Revenue	\$ 1,860,761.57	14. h. Accrual on Final Coupons	\$ -
INDUSTRIAL DEVELOPMENT BONDS		15. i. Accrued on Unmatured Bonds	\$ -
1. Cash Balance on Hand June 30, 2015	\$ -	16. Total Items g. Through i.	\$ -
2. Legal Investments Properly Maturing	\$ -	17. Excess of Assets Over Accrual Reserves **	\$ 346.74
3. Total Liquid Assets	\$ -	SINKING FUND REQUIREMENTS FOR 2015-2016	
Deduct Matured Indebtedness		1. Interest Earnings on Bonds	\$ -
4. a. Past-Due Coupons	\$ -	2. Accrual on Unmatured Bonds	\$ -
5. b. Interest Accrued Thereon	\$ -	3. Annual Accrual on "Prepaid" Judgments	\$ -
6. c. Past-Due Bonds	\$ -	4. Annual Accrual on "Unpaid" Judgments	\$ -
7. d. Interest Thereon After Last Coupon	\$ -	5. Interest on Unpaid Judgments	\$ -
8. e. Fiscal Agency Commissions on Above	\$ -	6. Annual Accrual From Exhibit KK	\$ -
9. Balance of Assets Subject to Accruals	\$ -		
10. Deduct: g. Earned Unmatured Interest	\$ -		
11. h. Accrual on Final Coupons	\$ -		
12. i. Accrued on Unmatured Bonds	\$ -		
13. Excess of Assets Over Accrual Reserves*	\$ -		
INDUSTRIAL BOND REQUIREMENTS FOR 2015-2016			
1. Interest Earnings on Bonds	\$ -		
2. Accrual on Unmatured Bonds	\$ -		
Total Sinking Fund Requirements	\$ -	Total Sinking Fund Requirements	\$ -
Deduct:		Deduct:	
1. Excess of Assets Over Liabilities	\$ -	1. Excess of Assets Over Liabilities	\$ 346.74
2. Surplus Building Fund Cash	\$ -	2. Surplus Building Fund Cash	\$ -
Balance Required	\$ -	Balance to Raise By Tax Levy	\$ (346.74)

PUBLICATION SHEET - CRAIG COUNTY, OKLAHOMA
 FINANCIAL STATEMENT OF THE VARIOUS FUNDS FOR THE FISCAL YEAR ENDING JUNE 30, 2015, AND ESTIMATE OF NEEDS
 FOR THE FISCAL YEAR ENDING JUNE 30, 2016, OF THE GOVERNING BOARD OF
 CRAIG COUNTY, OKLAHOMA

EXHIBIT "Z"

** If line 12 is less than line 16 after omitting "h" deduct the following each in turn from line 4, "Total Liquid Assets".	SINKING FUND
13d. j. Unmatured Coupons Due 4-1-2016	\$ -
14d. k. Unmatured Bonds So Due	
15d. l. Whatever Remains is for Exhibit KK Line E.	\$ -
16d. Deficit as Shown on Sinking Fund Balance Sheet.	\$ -
17d. Less Cash Requirements for Current Fiscal Year in Excess of Cash on Hand (From Line 15d Above).	
18d. Remaining Deficit is for Exhibit KK Line F.	\$ -

	BUILDING FUND	CO-OP FUND	HEALTH FUND
Current Expense	\$ -	\$ -	\$ 678,733.09
Reserve for Int. on Warrants & Revaluation	\$ -	\$ -	\$ 6,189.57
Total Required	\$ -	\$ -	\$ 684,922.66
FINANCED:			
Cash Fund Balance	\$ -	\$ -	\$ 490,870.66
Estimated Miscellaneous Revenue	\$ -	\$ -	\$ -
Total Deductions	\$ -	\$ -	\$ 490,870.66
Balance to Raise from Ad Valorem Tax and Co-op Fund Balance	\$ -	\$ -	\$ 194,052.00

* If line 14 is less than the sum of lines g. h. i. after omitting "h" deduct the following each in turn from line 4, "Total Liquid Assets".	INDUSTRIAL BONDI FUND
13d. j. Unmatured Coupons Due Before 4-1-2016	\$ -
14d. k. Unmatured Bonds So Due	
15d. l. Whatever Remains is for Exhibit KKI Line E.	\$ -
16d. Deficit as Shown on Industrial Bonds Balance Sheet.	\$ -
17d. Less Cash Requirements for Current Fiscal Year in Excess of Cash on Hand (From Line 15d Above).	
18d. Remaining Deficit is for Exhibit KKI Line F.	\$ -

CERTIFICATE - GOVERNING BOARD

STATE OF OKLAHOMA, COUNTY OF CRAIG, ss:

We, the undersigned duly elected, qualified Governing Officers of Craig County Oklahoma, do hereby certify that at a meeting of the Governing Body of the said County, begun at the time provided by law for Counties and pursuant to the provisions of 68 O. S. 1991 Sec. 3002, the foregoing statement was prepared and is a true and correct condition of the Financial Affairs of said County as reflected by the record of the County Clerk and Treasurer. We further certify that the forgoing estimate for current expenses for the fiscal year beginning July 1, 2015, and ending June 30, 2016, as shown are reasonably necessary for the proper conduct of the affairs of the said County, that the Estimated Income to be derived from sources other than ad valorem taxation does not exceed the lawfully authorized ration of the revenue derived from the same sources during the preceding fiscal year.

_____ Chairman of Board
 _____ Commissioner
 _____ Commissioner
 _____ County Clerk

Subscribed and sworn to before me this 8 day of Sept, 2015.

 Notary Public



Required to be published in a legally-qualified newspaper printed in the County, or, if the same is published in a legally-qualified newspaper of general circulation in the County.

PUBLICATION SHEET - CRAIG COUNTY, OKLAHOMA
ESTIMATE OF NEEDS BY APPROPRIATED ACCOUNT FOR 2015-2016

EXHIBIT "Z"

1a

DEPARTMENTS OF GOVERNMENT APPROPRIATED ACCOUNTS	Governmental Budget Accounts	
	FISCAL YEAR 2015-2016	
	NEEDS AS	APPROVED BY
	REQUESTED BY	COUNTY
	GOVERNING	EXCISE
	BOARD	BOARD
01 DISTRICT ATTORNEY - STATE:		
01a Personal Services	\$ -	\$ -
01b Part Time Help	\$ -	\$ -
01c Travel	\$ -	\$ -
01d Maintenance and Operation	\$ -	\$ -
01e Capital Outlay	\$ -	\$ -
01f Intergovernmental	\$ -	\$ -
01g Other-	\$ -	\$ -
01 Total	\$ -	\$ -
02 DISTRICT ATTORNEY - COUNTY:		
02a Personal Services	\$ -	\$ -
02b Part Time Help	\$ -	\$ -
02c Travel	\$ -	\$ -
02d Maintenance and Operation	\$ -	\$ -
02e Capital Outlay	\$ -	\$ -
02f Intergovernmental	\$ -	\$ -
02g Law Library	\$ 1,200.00	\$ -
02h Other-	\$ -	\$ -
02 Total	\$ 1,200.00	\$ -
04 COUNTY SHERIFF:		
04a Personal Services	\$ 979,800.00	\$ 175,440.00
04b Part Time Help	\$ 9,000.00	\$ -
04c Travel	\$ 15,000.00	\$ -
04d Maintenance and Operation	\$ 320,000.00	\$ -
04e Capital Outlay	\$ 130,000.00	\$ -
04f Intergovernmental	\$ -	\$ -
04g Sheriff's Fees	\$ -	\$ -
04h Board of Prisoners	\$ -	\$ -
04i Other -	\$ 148,801.86	\$ 148,801.86
04 Total	\$ 1,602,601.86	\$ 324,241.86
06 COUNTY TREASURER:		
06a Personal Services	\$ 114,240.00	\$ 114,640.00
06b Part Time Help	\$ -	\$ -
06c Travel	\$ -	\$ -
06d Maintenance and Operation	\$ 1,500.00	\$ 1,500.00
06e Capital Outlay	\$ -	\$ -
06f Intergovernmental	\$ -	\$ -
06g Other -	\$ -	\$ -
06 Total	\$ 115,740.00	\$ 116,140.00
08 COUNTY COMMISSIONERS:		
08a Personal Services	\$ 27,600.00	\$ 28,600.00
08b Part Time Help	\$ 5,000.00	\$ -
08c Travel	\$ 2,000.00	\$ 2,000.00
08d Maintenance and Operation	\$ 4,000.00	\$ 4,000.00
08e Capital Outlay	\$ 1.00	\$ -
08f Intergovernmental	\$ 46,800.00	\$ 72,000.00
08g Other -	\$ 1.00	\$ -
08 Total	\$ 85,402.00	\$ 106,600.00

PUBLICATION SHEET - CRAIG COUNTY, OKLAHOMA
ESTIMATE OF NEEDS BY APPROPRIATED ACCOUNT FOR 2015-2016

EXHIBIT "Z"

1b

Governmental Budget Accounts		
FISCAL YEAR 2015-2016		
DEPARTMENTS OF GOVERNMENT	NEEDS AS	APPROVED BY
APPROPRIATED ACCOUNTS	REQUESTED BY	COUNTY
	GOVERNING	EXCISE
	BOARD	BOARD
09 COUNTY COMMISSIONERS O.S.U. EXTENSION:		
09a Personal Services	\$ 33,393.00	\$ 23,000.00
09b Part Time Help	\$ -	\$ -
09c Travel	\$ 8,400.00	\$ 8,400.00
09d Maintenance and Operation	\$ 11,000.00	\$ 10,600.00
09e Capital Outlay	\$ 100.00	\$ -
09f Intergovernmental	\$ -	\$ -
09g Other -	\$ -	\$ -
09 Total	\$ 52,893.00	\$ 42,000.00
10 COUNTY CLERK:		
10a Personal Services	\$ 110,640.00	\$ 114,640.00
10b Part Time Help	\$ -	\$ -
10c Travel	\$ 1,500.00	\$ 1,500.00
10d Maintenance and Operation	\$ 24,500.00	\$ 24,500.00
10e Capital Outlay	\$ -	\$ -
10f Intergovernmental	\$ -	\$ -
10g Lien Fees	\$ -	\$ -
010h Other -	\$ -	\$ -
10 Total	\$ 136,640.00	\$ 140,640.00
14 COURT CLERK:		
14a Personal Services	\$ 141,840.00	\$ 114,640.00
14b Part Time Help	\$ -	\$ -
14c Travel	\$ 1,500.00	\$ 1,500.00
14d Maintenance and Operation	\$ -	\$ -
14e Capital Outlay	\$ -	\$ -
14f Intergovernmental	\$ -	\$ -
14g Other -	\$ -	\$ -
14 Total	\$ 143,340.00	\$ 116,140.00
16 COUNTY ASSESSOR:		
16a Personal Services	\$ 48,000.00	\$ 48,800.00
16b Part Time Help	\$ -	\$ -
16c Travel	\$ -	\$ 2,500.00
16d Maintenance and Operation	\$ -	\$ 100.00
16e Capital Outlay	\$ -	\$ -
16f Intergovernmental	\$ -	\$ -
16g Other -	\$ -	\$ -
16h Other -	\$ -	\$ -
16 Total	\$ 48,000.00	\$ 51,400.00
17 REVALUATION OF REAL PROPERTY:		
17a Personal Services	\$ 186,907.56	\$ 186,907.56
17b Part Time Help	\$ -	\$ -
17c Travel	\$ 13,650.00	\$ 11,150.00
17d Maintenance and Operation	\$ 21,450.00	\$ 23,950.00
17e Capital Outlay	\$ -	\$ -
17f Intergovernmental	\$ -	\$ -
17g Other - Mapping	\$ 14,000.00	\$ 14,000.00
17h Other -	\$ -	\$ -
17 Total	\$ 236,007.56	\$ 236,007.56

PUBLICATION SHEET - CRAIG COUNTY, OKLAHOMA
ESTIMATE OF NEEDS BY APPROPRIATED ACCOUNT FOR 2015-2016

EXHIBIT "Z"

1c

Governmental Budget Accounts		
FISCAL YEAR 2015-2016		
DEPARTMENTS OF GOVERNMENT	NEEDS AS	APPROVED BY
APPROPRIATED ACCOUNTS	REQUESTED BY	COUNTY
	GOVERNING	EXCISE
	BOARD	BOARD
18 JUVENILE SHELTER BUREAU:		
18a Personal Services	\$ -	\$ -
18b Part Time Help	\$ -	\$ -
18c Travel	\$ -	\$ -
18d Maintenance and Operation	\$ 12,000.00	\$ 12,000.00
18e Capital Outlay	\$ -	\$ -
18f Intergovernmental	\$ -	\$ -
18g Other -	\$ -	\$ -
18 Total	\$ 12,000.00	\$ 12,000.00
19 DISTRICT COURT:		
19a Personal Services	\$ -	\$ -
19b Part Time Help	\$ -	\$ -
19c Travel	\$ -	\$ -
19d Maintenance and Operation	\$ -	\$ -
19e Capital Outlay	\$ -	\$ -
19f Intergovernmental	\$ -	\$ -
19g Other -	\$ -	\$ -
19 Total	\$ -	\$ -
20 GENERAL GOVERNMENT		
20a Personal Services	\$ -	\$ -
20b Part Time Help	\$ -	\$ -
20c Travel	\$ -	\$ -
20d Maintenance and Operation	\$ 250,000.00	\$ 214,831.27
20e Capital Outlay	\$ 30,000.00	\$ 30,000.00
20f Sales Tax - M&O	\$ 102,369.20	\$ 143,602.20
20g Other - Jail Medical Salary	\$ 5,000.00	\$ 5,200.00
20h Other - Jail Medical	\$ 25,000.00	\$ 45,000.00
20i Other -	\$ -	\$ -
20j Other -	\$ -	\$ -
20 Total	\$ 412,369.20	\$ 438,633.47
21 EXCISE - EQUALIZATION BOARD:		
21a Personal Services	\$ 3,000.00	\$ 3,000.00
21b Part Time Help	\$ -	\$ -
21c Travel	\$ 700.00	\$ 700.00
21d Maintenance and Operation	\$ -	\$ -
21e Capital Outlay	\$ -	\$ -
21f Intergovernmental	\$ -	\$ -
21g Other -	\$ 300.00	\$ 300.00
21 Total	\$ 4,000.00	\$ 4,000.00
22 COUNTY ELECTION EXPENSE:		
22a Personal Services	\$ 66,300.00	\$ 51,267.64
22b Part Time Help	\$ 500.00	\$ 500.00
22c Travel	\$ 1,000.00	\$ 1,000.00
22d Maintenance and Operation	\$ 6,190.00	\$ 6,190.00
22e Capital Outlay	\$ 200.00	\$ 200.00
22f Intergovernmental	\$ -	\$ 14,572.36
22g Other -	\$ -	\$ -
22 Total	\$ 74,190.00	\$ 73,730.00

PUBLICATION SHEET - CRAIG COUNTY, OKLAHOMA
ESTIMATE OF NEEDS BY APPROPRIATED ACCOUNT FOR 2015-2016

EXHIBIT "Z"

1d

Governmental Budget Accounts		
FISCAL YEAR 2015-2016		
DEPARTMENTS OF GOVERNMENT	NEEDS AS	APPROVED BY
APPROPRIATED ACCOUNTS	REQUESTED BY	COUNTY
	GOVERNING	EXCISE
	BOARD	BOARD
23 INSURANCE - BENEFITS:		
23a Hospital	\$ 133,500.00	\$ 152,700.00
23b Accident	\$ -	\$ -
23c Life	\$ 500.00	\$ 500.00
23d Property	\$ -	\$ -
23e Workman's Compensation	\$ -	\$ -
23f Unemployment	\$ 5,000.00	\$ 6,440.00
23g Retirement	\$ 117,500.00	\$ 146,260.00
23h Self Insured	\$ -	\$ -
23i FICA	\$ 53,000.00	\$ 67,040.00
23j Other -	\$ -	\$ -
23 Total	\$ 309,500.00	\$ 372,940.00
24 COUNTY PURCHASING AGENT:		
24a Personal Services	\$ -	\$ -
24b Part Time Help	\$ -	\$ -
24c Travel	\$ -	\$ -
24d Maintenance and Operation	\$ -	\$ -
24e Capital Outlay	\$ -	\$ -
24f Intergovernmental	\$ -	\$ -
24g Other -	\$ -	\$ -
24 Total	\$ -	\$ -
25 DATA PROCESSING:		
25a Personal Services	\$ -	\$ -
25b Part Time Help	\$ -	\$ -
25c Travel	\$ -	\$ -
25d Maintenance and Operation	\$ -	\$ -
25e Capital Outlay	\$ -	\$ -
25f Intergovernmental	\$ -	\$ -
25g Other -	\$ -	\$ -
25 Total	\$ -	\$ -
26 COUNTY SUPT. OF HEALTH		
26a Personal Services	\$ -	\$ -
26b Part Time Help	\$ -	\$ -
26c Travel	\$ -	\$ -
26d Maintenance and Operation	\$ -	\$ -
26e Capital Outlay	\$ -	\$ -
26f Intergovernmental	\$ -	\$ -
26g Other -	\$ -	\$ -
26 Total	\$ -	\$ -
27 WELFARE AGENCIES:		
27a Personal Services	\$ -	\$ -
27b Part Time Help	\$ -	\$ -
27c Travel	\$ -	\$ -
27d Maintenance and Operation	\$ -	\$ -
27e Capital Outlay	\$ -	\$ -
27f Intergovernmental	\$ -	\$ -
27g Other -	\$ -	\$ -
27 Total	\$ -	\$ -

PUBLICATION SHEET - CRAIG COUNTY, OKLAHOMA
ESTIMATE OF NEEDS BY APPROPRIATED ACCOUNT FOR 2015-2016

EXHIBIT "Z"

1e

DEPARTMENTS OF GOVERNMENT APPROPRIATED ACCOUNTS	Governmental Budget Accounts FISCAL YEAR 2015-2016	
	NEEDS AS	APPROVED BY
	REQUESTED BY	COUNTY
	GOVERNING BOARD	EXCISE BOARD
28 CHARITY:		
28a Personal Services	\$ -	\$ -
28b Part Time Help	\$ -	\$ -
28c Travel	\$ -	\$ -
28d Maintenance and Operation	\$ 1,000.00	\$ 1,000.00
28e Capital Outlay	\$ -	\$ -
28f Intergovernmental	\$ -	\$ -
28g Other -	\$ -	\$ -
28 Total	\$ 1,000.00	\$ 1,000.00
29 FIRE FIGHTING SERVICES:		
29a Personal Services	\$ -	\$ -
29b Part Time Help	\$ -	\$ -
29c Travel	\$ -	\$ -
29d Maintenance and Operation	\$ -	\$ -
29e Capital Outlay	\$ -	\$ -
29f Intergovernmental	\$ -	\$ -
29g Equipment Lease Rentals	\$ -	\$ -
29h Other -	\$ -	\$ -
29i Other -	\$ -	\$ -
29 Total	\$ -	\$ -
30 RECORDING ACCOUNT:		
30a Personal Services	\$ -	\$ -
30b Part Time Help	\$ -	\$ -
30c Travel	\$ -	\$ -
30d Maintenance and Operation	\$ 3,000.00	\$ 3,000.00
30e Capital Outlay	\$ -	\$ -
30f Intergovernmental	\$ -	\$ -
30g Other -	\$ -	\$ -
30 Total	\$ 3,000.00	\$ 3,000.00
31 COUNTY ENGINEER:		
31a Personal Services	\$ -	\$ -
31b Part Time Help	\$ -	\$ -
31c Travel	\$ -	\$ -
31d Maintenance and Operation	\$ -	\$ -
31e Capital Outlay	\$ -	\$ -
31f Intergovernmental	\$ -	\$ -
31g Other -	\$ -	\$ -
31h Other -	\$ -	\$ -
31 Total	\$ -	\$ -
32 LIBRARY:		
32a Personal Services	\$ -	\$ -
32b Part Time Help	\$ -	\$ -
32c Travel	\$ -	\$ -
32d Maintenance and Operation	\$ -	\$ -
32e Capital Outlay	\$ -	\$ -
32f Intergovernmental	\$ -	\$ -
32g Other -	\$ -	\$ -
32 Total	\$ -	\$ -

PUBLICATION SHEET - CRAIG COUNTY, OKLAHOMA
ESTIMATE OF NEEDS BY APPROPRIATED ACCOUNT FOR 2015-2016

EXHIBIT "Z"

1f

DEPARTMENTS OF GOVERNMENT APPROPRIATED ACCOUNTS	Governmental Budget Accounts	
	FISCAL YEAR 2015-2016	
	NEEDS AS	APPROVED BY
	REQUESTED BY	COUNTY
	GOVERNING	EXCISE
	BOARD	BOARD
33 PUBLIC DEFENDER:		
33a Personal Services	\$ -	\$ -
33b Part Time Help	\$ -	\$ -
33c Travel	\$ -	\$ -
33d Maintenance and Operation	\$ -	\$ -
33e Capital Outlay	\$ -	\$ -
33f Intergovernmental	\$ -	\$ -
33g Other -	\$ -	\$ -
33h Other -	\$ -	\$ -
33 Total	\$ -	\$ -
34 CIVIL DEFENSE - EMERGENCY MANAGEMENT:		
34a Personal Services	\$ 65,340.00	\$ 67,340.00
34b Part Time Help	\$ -	\$ -
34c Travel	\$ -	\$ -
34d Maintenance and Operation	\$ -	\$ -
34e Capital Outlay	\$ -	\$ -
34f Intergovernmental	\$ -	\$ -
34g Other -	\$ -	\$ -
34 Total	\$ 65,340.00	\$ 67,340.00
36 SOLID WASTE:		
36a Personal Services	\$ -	\$ -
36b Part Time Help	\$ -	\$ -
36c Travel	\$ -	\$ -
36d Maintenance and Operation	\$ -	\$ -
36e Capital Outlay	\$ -	\$ -
36f Intergovernmental	\$ -	\$ -
36g Other -	\$ -	\$ -
36h Other -	\$ -	\$ -
36 Total	\$ -	\$ -
38 SOIL CONSERVATION DISTRICT:		
38a Personal Services	\$ -	\$ -
38b Part Time Help	\$ -	\$ -
38c Travel	\$ -	\$ -
38d Maintenance and Operation	\$ -	\$ -
38e Capital Outlay	\$ -	\$ -
38f Intergovernmental	\$ -	\$ -
38g Other -	\$ -	\$ -
38h Other -	\$ -	\$ -
38 Total	\$ -	\$ -
40 REWARD FUND:		
40a Personal Services	\$ -	\$ -
40b Part Time Help	\$ -	\$ -
40c Travel	\$ -	\$ -
40d Maintenance and Operation	\$ -	\$ -
40e Capital Outlay	\$ -	\$ -
40f Intergovernmental	\$ -	\$ -
40g Other -	\$ -	\$ -
40 Total	\$ -	\$ -

PUBLICATION SHEET - CRAIG COUNTY, OKLAHOMA
ESTIMATE OF NEEDS BY APPROPRIATED ACCOUNT FOR 2015-2016

EXHIBIT "Z"

1g

Governmental Budget Accounts		
FISCAL YEAR 2015-2016		
DEPARTMENTS OF GOVERNMENT	NEEDS AS	APPROVED BY
APPROPRIATED ACCOUNTS	REQUESTED BY	COUNTY
	GOVERNING	EXCISE
	BOARD	BOARD
60		
60a Personal Services	\$ -	\$ -
60b Part Time Help	\$ -	\$ -
60c Travel	\$ -	\$ -
60d Maintenance and Operation	\$ -	\$ -
60e Capital Outlay	\$ -	\$ -
60f Intergovernmental	\$ -	\$ -
60g Other -	\$ -	\$ -
60h Other -	\$ -	\$ -
60 Total	\$ -	\$ -
61		
61a Personal Services	\$ -	\$ -
61b Part Time Help	\$ -	\$ -
61c Travel	\$ -	\$ -
61d Maintenance and Operation	\$ -	\$ -
61e Capital Outlay	\$ -	\$ -
61f Intergovernmental	\$ -	\$ -
61g Other -	\$ -	\$ -
61h Other -	\$ -	\$ -
61 Total	\$ -	\$ -
62		
62a Personal Services	\$ -	\$ -
62b Part Time Help	\$ -	\$ -
62c Travel	\$ -	\$ -
62d Maintenance and Operation	\$ -	\$ -
62e Capital Outlay	\$ -	\$ -
62f Intergovernmental	\$ -	\$ -
62g Other -	\$ -	\$ -
62h Other -	\$ -	\$ -
62 Total	\$ -	\$ -
63		
63a Personal Services	\$ -	\$ -
63b Part Time Help	\$ -	\$ -
63c Travel	\$ -	\$ -
63d Maintenance and Operation	\$ -	\$ -
63e Capital Outlay	\$ -	\$ -
63f Intergovernmental	\$ -	\$ -
63g Other -	\$ -	\$ -
63 Total	\$ -	\$ -
64		
64a Personal Services	\$ -	\$ -
64b Part Time Help	\$ -	\$ -
64c Travel	\$ -	\$ -
64d Maintenance and Operation	\$ -	\$ -
64e Capital Outlay	\$ -	\$ -
64f Intergovernmental	\$ -	\$ -
64g Other -	\$ -	\$ -
64 Total	\$ -	\$ -

PUBLICATION SHEET - CRAIG COUNTY, OKLAHOMA
ESTIMATE OF NEEDS BY APPROPRIATED ACCOUNT FOR 2015-2016

EXHIBIT "Z"

1h

DEPARTMENTS OF GOVERNMENT APPROPRIATED ACCOUNTS	Governmental Budget Accounts	
	FISCAL YEAR 2015-2016	
	NEEDS AS	APPROVED BY
	REQUESTED BY	COUNTY
	GOVERNING	EXCISE
	BOARD	BOARD
65		
65a Personal Services	\$ -	\$ -
65b Part Time Help	\$ -	\$ -
65c Travel	\$ -	\$ -
65d Maintenance and Operation	\$ -	\$ -
65e Capital Outlay	\$ -	\$ -
65f Intergovernmental	\$ -	\$ -
65g Other -	\$ -	\$ -
65h Other -	\$ -	\$ -
65 Total	\$ -	\$ -
66		
66a Personal Services	\$ -	\$ -
66b Part Time Help	\$ -	\$ -
66c Travel	\$ -	\$ -
66d Maintenance and Operation	\$ -	\$ -
66e Capital Outlay	\$ -	\$ -
66f Intergovernmental	\$ -	\$ -
66g Other -	\$ -	\$ -
66h Other -	\$ -	\$ -
66 Total	\$ -	\$ -
67		
67a Personal Services	\$ -	\$ -
67b Part Time Help	\$ -	\$ -
67c Travel	\$ -	\$ -
67d Maintenance and Operation	\$ -	\$ -
67e Capital Outlay	\$ -	\$ -
67f Intergovernmental	\$ -	\$ -
67g Other -	\$ -	\$ -
67h Other -	\$ -	\$ -
67 Total	\$ -	\$ -
68		
68a Personal Services	\$ -	\$ -
68b Part Time Help	\$ -	\$ -
68c Travel	\$ -	\$ -
68d Maintenance and Operation	\$ -	\$ -
68e Capital Outlay	\$ -	\$ -
68f Intergovernmental	\$ -	\$ -
68g Other -	\$ -	\$ -
68 Total	\$ -	\$ -
69		
69a Personal Services	\$ -	\$ -
69b Part Time Help	\$ -	\$ -
69c Travel	\$ -	\$ -
69d Maintenance and Operation	\$ -	\$ -
69e Capital Outlay	\$ -	\$ -
69f Intergovernmental	\$ -	\$ -
69g Other -	\$ -	\$ -
69 Total	\$ -	\$ -

PUBLICATION SHEET - CRAIG COUNTY, OKLAHOMA
ESTIMATE OF NEEDS BY APPROPRIATED ACCOUNT FOR 2015-2016

EXHIBIT "Z"

Governmental Budget Accounts		
FISCAL YEAR 2015-2016		
DEPARTMENTS OF GOVERNMENT	NEEDS AS	APPROVED BY
APPROPRIATED ACCOUNTS	REQUESTED BY	COUNTY
	GOVERNING	EXCISE
	BOARD	BOARD
80 HIGHWAY BUDGET ACCOUNT:		
80a Personal Services	\$ -	\$ -
80b Part Time Help	\$ -	\$ -
80c Travel	\$ -	\$ -
80d Maintenance and Operation	\$ 1,419,530.61	\$ 1,419,530.61
80e Capital Outlay	\$ -	\$ -
80f Intergovernmental	\$ -	\$ -
80g Other -	\$ -	\$ -
80h Other -	\$ -	\$ -
80j Other -	\$ -	\$ -
80 Total	\$ 1,419,530.61	\$ 1,419,530.61
82 COUNTY AUDIT BUDGET ACCOUNT:		
82a Salaries and Expense of Audit and Report	\$ 30,779.34	\$ 30,779.34
82b Intergovernmental	\$ -	\$ -
82c Other -	\$ -	\$ -
82 Total	\$ 30,779.34	\$ 30,779.34
83 COUNTY CEMETARY ACCOUNT:		
83a Personal Services	\$ -	\$ -
83b Part Time Help	\$ -	\$ -
83c Travel	\$ -	\$ -
83d Maintenance and Operation	\$ -	\$ -
83e Capital Outlay	\$ -	\$ -
83f Intergovernmental	\$ -	\$ -
83g Other -	\$ -	\$ -
83h Other -	\$ -	\$ -
83 Total	\$ -	\$ -
84 FREE FAIR BUDGET ACCOUNT:		
84a Personal Services	\$ -	\$ -
84b Part Time Help	\$ -	\$ -
84c Travel	\$ -	\$ -
84d Maintenance and Operation	\$ 37,500.00	\$ 35,000.00
84e Capital Outlay	\$ -	\$ -
84f Intergovernmental	\$ -	\$ -
84g Premiums and Awards	\$ -	\$ -
84h Other -	\$ -	\$ -
84i Other -	\$ -	\$ -
84 Total	\$ 37,500.00	\$ 35,000.00
86 FREE FAIR IMPROVEMENT ACCOUNT:		
86a Personal Services	\$ -	\$ -
86b Part Time Help	\$ -	\$ -
86c Travel	\$ -	\$ -
86d Maintenance and Operation	\$ -	\$ -
86e Capital Outlay	\$ -	\$ -
86f Intergovernmental	\$ -	\$ -
86g Other -	\$ -	\$ -
86h Other -	\$ -	\$ -
86 Total	\$ -	\$ -

PUBLICATION SHEET - CRAIG COUNTY, OKLAHOMA
ESTIMATE OF NEEDS BY APPROPRIATED ACCOUNT FOR 2015-2016

EXHIBIT "Z"

1j

Governmental Budget Accounts		
FISCAL YEAR 2015-2016		
DEPARTMENTS OF GOVERNMENT	NEEDS AS	APPROVED BY
APPROPRIATED ACCOUNTS	REQUESTED BY	COUNTY
	GOVERNING	EXCISE
	BOARD	BOARD
87 LIBRARY BUDGET ACCOUNT:		
87a Personal Services	\$ -	\$ -
87b Part Time Help	\$ -	\$ -
87c Travel	\$ -	\$ -
87d Maintenance and Operation	\$ -	\$ -
87e Capital Outlay	\$ -	\$ -
87f Intergovernmental	\$ -	\$ -
87g Other -	\$ -	\$ -
87 Total	\$ -	\$ -
88 PUBLIC HEALTH BUDGET ACCOUNT:		
88a Personal Services	\$ -	\$ -
88b Part Time Help	\$ -	\$ -
88c Travel	\$ -	\$ -
88d Maintenance and Operation	\$ -	\$ -
88e Capital Outlay	\$ -	\$ -
88f Intergovernmental	\$ -	\$ -
88g Other -	\$ -	\$ -
88h Other -	\$ -	\$ -
88 Total	\$ -	\$ -
89 COUNTY HOSPITAL BUDGET ACCOUNT:		
89a Personal Services	\$ -	\$ -
89b Part Time Help	\$ -	\$ -
89c Travel	\$ -	\$ -
89d Maintenance and Operation	\$ -	\$ -
89e Capital Outlay	\$ -	\$ -
89f Intergovernmental	\$ -	\$ -
89g Other - 0.25 Mills	\$ 20,603.98	\$ 20,603.98
89h Other -	\$ -	\$ -
89 Total	\$ 20,603.98	\$ 20,603.98
90 CHILD GUIDANCE CLINIC		
90a Personal Services	\$ -	\$ -
90b Part Time Help	\$ -	\$ -
90c Travel	\$ -	\$ -
90d Maintenance and Operation	\$ -	\$ -
90e Capital Outlay	\$ -	\$ -
90f Intergovernmental	\$ -	\$ -
90g Other -	\$ -	\$ -
90 Total	\$ -	\$ -
91 TICK ERADICATION ACCOUNT:		
91a Personal Services	\$ -	\$ -
91b Part Time Help	\$ -	\$ -
91c Travel	\$ -	\$ -
91d Maintenance and Operation	\$ -	\$ -
91e Capital Outlay	\$ -	\$ -
91f Intergovernmental	\$ -	\$ -
91g Other -	\$ -	\$ -
91h Other -	\$ -	\$ -
91 Total	\$ -	\$ -

PUBLICATION SHEET - CRAIG COUNTY, OKLAHOMA
ESTIMATE OF NEEDS BY APPROPRIATED ACCOUNT FOR 2015-2016

EXHIBIT "Z"

1k

Governmental Budget Accounts		
FISCAL YEAR 2015-2016		
DEPARTMENTS OF GOVERNMENT	NEEDS AS	APPROVED BY
APPROPRIATED ACCOUNTS	REQUESTED BY	COUNTY
	GOVERNING	EXCISE
	BOARD	BOARD
92 BUILDING MAINTENANCE ACCOUNT:		
92a Personal Services	\$ -	\$ -
92b Part Time Help	\$ -	\$ -
92c Travel	\$ -	\$ -
92d Maintenance and Operation	\$ -	\$ -
92e Capital Outlay	\$ -	\$ -
92f Intergovernmental	\$ -	\$ -
92g Other -	\$ -	\$ -
92h Other -	\$ -	\$ -
92j Other -	\$ -	\$ -
92 Total	\$ -	\$ -
93 AMBULANCE		
93a Personal Services	\$ -	\$ -
93b Part Time Help	\$ -	\$ -
93c Travel	\$ -	\$ -
93d Maintenance and Operation	\$ 291,657.44	\$ 291,657.44
93e Capital Outlay	\$ -	\$ -
93f Intergovernmental	\$ -	\$ -
93g Other -	\$ -	\$ -
93h Other -	\$ -	\$ -
93 Total	\$ 291,657.44	\$ 291,657.44
94		
94a Personal Services	\$ -	\$ -
94b Part Time Help	\$ -	\$ -
94c Travel	\$ -	\$ -
94d Maintenance and Operation	\$ -	\$ -
94e Capital Outlay	\$ -	\$ -
94f Intergovernmental	\$ -	\$ -
94g Other -	\$ -	\$ -
94h Other -	\$ -	\$ -
94 Total	\$ -	\$ -
98 OTHER USE:		
98a Other Deductions	\$ -	\$ -
98 Total	\$ -	\$ -
TOTAL GENERAL FUND ACCOUNT		
	\$ 5,103,294.99	\$ 3,903,384.26
SUBJECT TO WARRANT ISSUE:		
99 Provision for Interest on Warrants	\$ -	\$ -
GRAND TOTAL GENERAL FUND		
	\$ 5,103,294.99	\$ 3,903,384.26

S. A. & I. No. 2633 (2009)

Current fiscal year

20¹⁵20¹⁶

Date Certified

October 30, 20¹⁵

Taxable Year

2015

Craig COUNTY TAX LEVIES

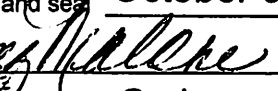
20¹⁵-20¹⁶

UNIT OF TAXATION	SCHOOL DIST	COUNTY				CITIES & TOWNS	EMS	SCHOOL DISTRICTS			VO-TECH <u>11</u>		VO-TECH <u> </u>		TOTAL
		General Fund	Sinking Fund	Health Fund	Common Fund			Sinking Fund	General Fund	Building Fund	Sinking Fund	General Fund	Building Fund	General Fund	
Craig County		10.37		2.59	4.15										17.11
															0
White Oak	I-1	10.37		2.59	4.15			38.45	5.49		10.37	1.00			72.42
Ketchum	1-6	10.37		2.59	4.15			38.01	5.14	8.48	10.37	1.00			78.11
Ketchum (Mayes)								36.15	5.16	8.48	10.33	1.00			61.12
Kechum (Delaware)								36.74	5.25	8.48					50.47
															0
Welch	I-17	10.37		2.59	4.15			35.66	5.09	17.28	10.37	1.00			86.51
Welch (Ottawa)								35.46	5.07	17.28	10.24	1.02			69.07
															0
Bluejacket	I-20	10.37		2.59	4.15			36.99	5.28	12.44	10.37	1.00			83.19
															0
Vinita	I-65	10.37		2.59	4.15			36.08	5.15	17.26	10.37	1.00			86.97
Vinita (Mayes)								37.40	5.34	17.26	10.33	1.00			71.33
															0
Chelsea (Rogers)	I-3	10.37		2.59	4.15			37.14	5.31	17.25	10.37	1.00			88.18
															0
Cleora (Delaware)	D-6	10.37		2.59	4.15		3.00	35.44	5.06		10.37	1.00			71.98
															0
Afton (Ottawa)	I-26	10.37		2.59	4.15			36.82	5.26		10.37	1.00			70.56
															0
															0
															0
															0

State of Oklahoma)
 County of Craig) ss.

I, Tammy Malone, County Clerk for Craig County, Oklahoma, do hereby certify that the above levies are true and correct for the taxable year 20¹⁵.

Witness my hand and seal October 30, 2015


Craig County Clerk



CERTIFICATES OF TAX LEVIES
AS FIXED BY COUNTY EXCISE BOARD OF CRAIG COUNTY OKLAHOMA
FOR THE FISCAL YEAR 2015-2016 BEGINNING JULY 1, 2015

MUNICIPALITY	GENERAL FUND	BUILDING FUND	CO. HEATH DEPT. FUND	SINKING FUND	4 MILL SCHOOL	TOTAL MILLS	GRAND TOTAL MILLS
VO TECH	10.37	1.00				11.37	11.37
CRAIG COUNTY	10.37		2.59		4.15	17.11	17.11
CITIES & TOWNS							
CITY OF VINITA							NONE
TOWN OF WELCH							NONE
TOWN OF BLUEJACKET							NONE
TOWN OF BIG CABIN							NONE
TOWN OF KETCHUM							NONE
SCHOOL DISTRICTS							
SCHOOL DISTRICTS	GENERAL	BUILDING	EMS	SINKING	TOTAL	GRAND TOTALS	
I-1 WHITE OAK	38.45	5.49		.00	43.94	72.42	
I-3 CHELSEA	37.14	5.31		17.25	59.70	88.18	
D-6 CLEORA	35.44	5.06	3.00	.00	43.50	71.98	
I-6 KETCHUM	36.01	5.14		8.48	49.63	78.11	
I-17 WELCH	35.66	5.09		17.28	58.03	86.51	
I-20 BLUEJACKET	36.99	5.28		12.44	54.71	83.19	
I-26 AFTON	36.82	5.26		.00	42.08	70.56	
I-65 VINITA	36.08	5.15		17.26	58.49	86.97	

I, Tammy Malone, duly elected and acting County Clerk of Craig County, Oklahoma and Ex-officio secretary of the Craig County Excise Board, do hereby certify that the above and foregoing is a true and correct abstract of the various levies of said county for the fiscal year **2015-2016** on each taxable valuation of all property in the County of Craig, according to the records in my office.

Given under my hand and official seal this the 29th day of October, 2015

Craig County Excise Board
Dale Johnston
Fred York
Nancy Cordray



Tammy Malone, Craig County Clerk

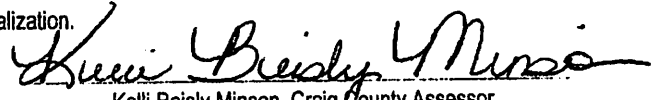
Assessor's Report to Excise Board

Craig

School District	Personal Property	Real Estate	Public Service	Total Valuation	Total Exemptions	Total Valuation Less Exemptions
D-6 Cleora	0	15,225	159	15,384	2,000	13,384
Totals for D-6 Cleora	0	15,225	159	15,384	2,000	13,384
I-1 White Oak	581,097	4,352,709	1,695,571	6,629,377	302,841	6,326,536
Totals for I-1 White Oak	581,097	4,352,709	1,695,571	6,629,377	302,841	6,326,536
I-3 Chelsea	39,331	471,597	5,971	516,899	30,739	486,160
Totals for I-3 Chelsea	39,331	471,597	5,971	516,899	30,739	486,160
I-6 Ketchum C	284,979	890,796	113,517	1,289,292	81,077	1,208,215
I-6 Ketchum Ru	470,837	4,739,717	910,182	6,120,736	296,438	5,824,298
Totals for I-6 Ketchum	755,816	5,630,513	1,023,699	7,410,028	377,515	7,032,513
I-17 Welch City	264,726	1,279,021	291,183	1,834,930	170,328	1,664,602
I-17 Welch Rur	1,206,618	9,143,284	1,888,449	12,238,351	463,228	11,775,123
Totals for I-17 Welch	1,471,344	10,422,305	2,179,632	14,073,281	633,556	13,439,725
I-20 Blykt City	18,071	378,521	199,456	596,048	57,000	539,048
I-20 Blykt Rur	409,693	6,771,760	692,206	7,873,659	382,029	7,491,630
Totals for I-20 Bluejacket	427,764	7,150,281	891,662	8,469,707	439,029	8,030,678
I-26 Afton	47,003	1,051,722	866,784	1,965,509	46,000	1,919,509
Totals for I-26 Afton	47,003	1,051,722	866,784	1,965,509	46,000	1,919,509
I-65 BigCabin C	28,629	300,054	155,490	484,173	61,180	422,993
I-65 Vinita Cty	5,426,702	16,945,082	2,279,669	24,651,453	1,230,355	23,421,098
I-65 Vinita Rur	1,440,682	16,466,542	4,378,201	22,285,425	962,115	21,323,310
Totals for I-65 Vinita	6,896,013	33,711,678	6,813,360	47,421,051	2,253,650	45,167,401
Total Assessed Valuation:	10,218,368	62,806,030	13,476,838	86,501,236	4,085,330	82,415,906

I, Kelli Beisly Minson County Assessor of Craig County, Oklahoma do certify that the values as set forth for the above School Districts of said County are true and correct for the year 2015 as certified by the State Board Of Equalization.

Given under my hand this 31st day of July 2015


Kelli Beisly Minson, Craig County Assessor